

THREE VALLEYS MUNICIPAL WATER DISTRICT
December 2017 – INFORMATIONAL BOARD PACKET

The Board is presently on winter recess and is scheduled to reconvene on January 3, 2018. To keep the Board informed during this time, the following informational update is being provided.

- A. Draft Minutes – December 2017 (will be approved at the January 17, 2018 meeting)
 - December 6, 2017 Regular Board Meeting
- B. Director Expense Reports – November 2017 (will be approved and ratified at the January 17, 2018 meeting)
- C. Financial Reports – November 2017 (Warrant Summary (Disbursements will be approved and ratified at the January 17, 2018 meeting; all other reports, information only)
 - Change in Cash Position
 - Consolidated Listing of Investment Portfolio/Treasurer’s Report
 - YTD Budget Status Report
 - Warrant Summary (Disbursements)
- D. CY 2017 Imported Water Sales – December 2017
- E. Miramar Operations Report – December 2017

MINUTES
REGULAR BOARD OF DIRECTORS MEETING
THREE VALLEYS MUNICIPAL WATER DISTRICT

Wednesday, December 6, 2017
8:00 a.m.

1. Call to Order

The Board of Directors meeting of Three Valleys Municipal Water District (TVMWD) was called to order at 8:00 a.m. at the TVMWD office located at 1021 East Miramar Avenue, Claremont, California. The presiding officer was President Bob Kuhn.

2. Pledge of Allegiance

The flag salute was led by President Bob Kuhn.

3. Roll Call

Roll call was taken with a quorum of the Board present. Director Horan was absent from the meeting, and Director Goytia arrived at the dais at 8:05 a.m.

Directors Present

Bob Kuhn, President
David De Jesus, Vice President
Brian Bowcock, Secretary
Joe Ruzicka, Treasurer
Carlos Goytia, Director
John Mendoza, Director

Staff Present

Rick Hansen, General Manager
Steve Kennedy, Legal Counsel
Liz Cohn, Senior Financial Analyst
Mario Garcia, Manager Engineering & Operations
Vicki Hahn, District Clerk/Executive Assistant
Kirk Howie, Assistant GM-Administration
Steve Lang, Water Operations Manager
James Linthicum, Chief Finance Officer
Ben Peralta, Project Engineer

Directors Absent

Dan Horan, Director

Guests and others present: Tom Coleman, Rowland Water District; Director Ted Ebenkamp, Walnut Valley Water District; Director Ed Hilden, Walnut Valley Water District; Erik Hitchman, Walnut Valley Water District; Kevin Kohan, Stantec; Ben Lewis, Golden State Water Company; Director Tony Lima, Rowland Water District; Director Szu Pei Lu-Yang, Rowland Water District; Steve Patton, City of Glendora; Brian Teuber, Walnut Valley Water District; Dave Warren, Rowland Water District; Davetta Williams, League of Women Voters

4. Additions to Agenda

President Kuhn inquired if there was a need to add items to the agenda. Staff did not have a need to add items to the agenda.

5. Reorder Agenda

President Kuhn inquired if there was a need to reorder the agenda. Staff did not have a need to reorder the agenda.

6. Public Comment

President Kuhn called for any public comment. There were no requests for public comment.

7. **Public Hearing – Initial Study and Mitigated Negative Declaration for Grand Avenue Well, Project No. 58446**

President Kuhn announced that the Board would be convening a public hearing to consider the initial study and mitigated negative declaration for the Grand Avenue Well, Project No. 58446. All required public notices have been completed and are available upon request.

President Kuhn called for a staff report. Staff provided the following report:

Four comments were received from the City of Claremont regarding traffic and noise mitigation, storm drain re-routing and neighborhood aesthetics. Staff reviewed the proposed mitigation efforts, and has satisfactorily responded to each of these concerns with the City. One comment was received from the Board of Mission Indians regarding cultural protections at the construction site. TVMWD will be hiring a cultural archeologist to be onsite during excavation to ensure these protections.

Discussion ensued regarding any potential future mitigation necessary that may result from storm water drainage rerouting. As of now this is not an issue. The Board has requested that staff ensure they collaborate to mitigate any potential MS4 issues that may occur in the future due to this drainage rerouting.

An inquiry was made regarding potential impacts to Six Basins Watermaster and member agency existing wells adjacent to the proposed Grand Avenue Well. Staff has been working with, and will continue to work with Six Basins Watermaster and the member agency to mitigate any impacts that may result with the installation of this well. Several operational studies have been reviewed with all parties.

Copies of the comments/responses and the initial study were included as part of the agenda packet and are available upon request.

President Kuhn opened the public hearing at 8:18 a.m. and requested any additional comments or testimony. There being none, the public hearing was closed at 8:19 a.m.

8. **Adopt CEQA Mitigated Negative Declaration for Grand Avenue Well, Project No. 58446, Resolution No. 17-12-813**

After the public hearing in the above-referenced matter, President Kuhn called for a motion and second to adopt Resolution No. 17-12-813 approving the CEQA Mitigated Negative Declaration for Grand Avenue Well, Project No. 58446.

Upon motion and second the floor was open for discussion. There being no discussion the vote was called as follows:

<p>Moved: Bowcock; Second: Ruzicka Motion No. 17-12-5157 – Adopt Resolution No. 17-12-813 approving CEQA Mitigated Negative Declaration for Grand Avenue Well, Project No. 58446. The motion passed with a 6-0 majority vote; Director Horan was absent.</p>

9. **Consent Calendar**

The Board was asked to consider the Consent Calendar Items (9.1-9.6) for the December 6, 2017 Board meeting that included: (9.1) Receive, approve and file, November 2017 minutes for November 1, 2017 and November 15, 2017 Regular Board Meetings; (9.2) Receive CY 2017 Miramar Site Tours report; (9.3) Approve Resolution No. 17-12-814 recognizing General Manager of Western Municipal Water

Item A

District, John Rossi on his retirement; (9.4) Approve Resolution No. 17-12-815 Tax Sharing Exchange with County Sanitation District, Annexation 21-757; (9.5) Approve Resolution No. 17-12-816 Tax Sharing Exchange with County Sanitation District, Annexation 22-428; (9.6) Approve Resolution No. 17-12-817 Tax Sharing Exchange with County Sanitation District, Annexation 22-429.

Upon motion and second the floor was opened for discussion. There being no discussion, President Kuhn called for the vote.

**Moved: Ruzicka; Second: Goytia
Motion No. 17-12-5158 – Approving Consent Calendar Items 9.1 – 9.6 for December 6, 2017. The motion passed with a 6-0 majority vote; Director Horan was absent.**

10. General Manager's Report

10.1 CY 2018 Board Reorganization

In accordance with TVMWD policy, the Board was asked to consider its composition for CY 2018 to elect a President, Vice President, Secretary and Treasurer. The staff report included a copy of the current incumbents in these positions. Upon motion and second to retain the current CY 2017 slate for CY 2018, the floor was open for discussion.

Director Goytia commented that he was okay with the recommendation to continue the current slate of officers for CY 2018, however, for future years he would like to see consideration to rotate other Directors into officer positions.

Following is the outcome of the vote to elect Officers/Directors for CY 2018:

President	Bob Kuhn, Division 4
Vice President	David De Jesus, Division 2
Secretary	Brian Bowcock, Division 3
Treasurer	Joe Ruzicka, Division 5
Director	Dan Horan, Division 7
Director	Carlos Goytia, Division 1
Director	John Mendoza, Division 6

**Moved: De Jesus; Second: Bowcock
Motion No. 17-12-5159 – Approving the CY 2018 Board Reorganization. The motion passed with a 6-0 majority vote; Director Horan was absent.**

10.2 CY 2018 Appointment of Board Representatives/Alternates

President Kuhn requested this item be deferred to the January 17, 2018 meeting. No action was taken on Motion No. 17-12-5160. Based upon TVMWD policy, existing directors will continue in their assigned representative/alternate roles, until such time that action is taken to adjust these roles for CY 2018.

11. Directors' /General Manager Oral Reports

All Directors and the General Manager were provided an opportunity to share on any activity at their assigned agency/board/committees as follows:

Director Ruzicka reported on the last LAFCO agenda and the report shared on vector control. A copy of the report is available for any interested party to review. LAFCO will be dark during the month of December.

Director Ruzicka reported on the November SGV-COG meeting that he attended and will share the agenda with Director Goytia as the representative.

Director Ruzicka reported that his brother lost his home due to the current wildfires that are going on throughout the state. Mr. Tom Coleman. Rowland Water District was asked to provide a brief update on coordination efforts being planned for emergency operations coordination as part of the Public Water Agencies Group (PWAG). PWAG is in the process of hiring an emergency coordinator that will be the initial point person when water related emergencies arise. It was recognized that while the loss because of the wildfires is indeed tragic, that water systems are designed to deal with structural fires, not those types that have been occurring throughout the state.

Director Bowcock announced that at last week's ACWA Fall Conference TVMWD was once again awarded the Outreach Award for Region 8, and the Overall Outreach Award across all regions. TVMWD has received the Overall Outreach Award six of the past seven years, which is attributed to the leadership of the Board and staff and the coordination of legislative activities. It was also announced that Rowland Water District was awarded the Best in Blue Award at the ACWA Fall Conference.

11. Future Agenda Items

President Kuhn requested that the Board consider a workshop beyond basics on Workplace Harassment following the January 3, 2018 Board meeting. TVMWD does complete this training per statutory requirements every two years. CY 2018 is the off cycle for this training, however, with the current temperature across disciplines, both in the private and public sectors, it is prudent to do something above and beyond what is required. Member agencies are invited to participate and/or send their Board Members to participate.

12. Adjournment

The meeting was adjourned at 8:49 a.m. with a reminder that the Regular Board Meeting of December 20, 2017 has been cancelled. The Board will adjourn to Wednesday, January 3, 2018 at 8:00 a.m.

/s/ Bob Kuhn
President, Board of Directors
Three Valleys Municipal Water District

Recorded by: Victoria A. Hahn,
District Clerk/Executive Assistant



DIRECTOR EXPENSE SHEET

Submit Form

Item B

NAME: Brian Bowcock, Division 3

MONTH / YEAR

November 2017

No	Day	Title of Meeting / Description	Mileage (assumed as round trip unless noted)				Meeting Compensation
			From City	To City	Miles	Miles \$	
1	1	TVMWD Board Meeting	La Verne	Claremont	10.0	\$ 5.35	\$ 200.00
Regular board meeting, to discuss issues within the district							
2	6	David & Margaret Executive Committee Meeting	La Verne	La Verne	6.0	\$ 3.21	\$ 200.00
A regular meeting to discuss the capital projects for 2017/18							
3	8	Citrus College	La Verne	Glendora	18.0	\$ 9.63	\$ 200.00
Veteran's Day celebrating with political representatives and local officials							
4	15	TVMWD Board Meeting	La Verne	Claremont	10.0	\$ 5.35	\$ 200.00
Regular meeting to discuss water issues in the district as well as a legislative update							
5	16	SCWUA meeting	La Verne				\$ 200.00
Monthly meeting to handout scholarships to local students							
6	26	ACWA / JPIA Conference	La Verne	Anaheim	32.0	\$ 17.12	\$ 200.00
Meet and discuss insurance issues in California as TVMWD Delegate							
7	27	ACWA / JPIA Conference	La Verne				\$ 200.00
Meet and discuss insurance issues in California as TVMWD Delegate							
8	28	ACWA Conference	La Verne				\$ 200.00
Water issues in California							
9	29	ACWA Conference	La Verne				\$ 200.00
Water issues in California							
10	30	ACWA Conference	Anaheim	La Verne	32.0	\$ 17.12	\$ 200.00
Water issues in California							

No	Day	Miscellaneous Expense (please itemize each expense)	Misc. Expense
1	26	ACWA / JPIA REGISTRATION	\$ 555.00
2	30	ACWA Conference Lodging (5 nights)	\$ 1,146.15
3	30	ACWA Conference Parking (5 nights)	\$ 89.00
4	30	ACWA Conference Meals (3)	\$ 79.88
5			

I certify the above is correct and accurate to the best of my knowledge

Signature _____

Subtotal Miscellaneous Expense	\$ 1,870.03
Subtotal Mileage	\$ 57.78
Subtotal Meeting Compensation	\$ 2,000.00
Subtotal All	\$ 3,927.81
Mandatory Deferred Compensation @ 7.5%	(\$ 150.00)
Voluntary Deferred Compensation <i>(negative entry; default @ 0)</i>	(\$ 2,000.00)
TOTAL	\$ 1,777.81

* Mileage is reimbursed at IRS Standard Business Mileage Rate

**Directors are eligible for ten meeting days per month at \$200 per day. Ordinance Nos. 02-01-7 and 02-07-15



DIRECTOR EXPENSE SHEET

Submit Form

Item B

NAME: David De Jesus, Division 2

MONTH / YEAR November 2017

No	Day	Title of Meeting / Description	Mileage (assumed as round trip unless noted)				Meeting Compensation
			From City	To City	Miles	Miles \$	
1	1	Board Workshop	Walnut	Claremont	38.0	\$ 20.33	\$ 200.00
The Board reviewed and nominated for support our own Director Ruzicka for his continued service on the LAFCO Board as the alternate for the term of 2018-2022. In addition, the Board received copies of mileage standards to be used on future reimbursement requests. Finally, a closed session was held to discuss the GMs performance review.							
2	3	IMC Legislative Update	Walnut	Industry	14.0	\$ 7.49	\$ 200.00
The group heard a legislative update on Sacramento activities as report by Assemblywoman Rubio, and I was offered the opportunity to provide the group with an impromptu update on the California Water Fix vote and what is to expected going forward.							
3	4	Solar Boat building at Three Valleys HQ (Day 1 of 2)	Walnut	Claremont	38.0	\$ 20.33	\$ 200.00
Attended the boat building event at the District HQ for half of the schools scheduled to participate. As a 2 day event the following day bring the remaining schools to the District to start the boat building process.							
4	5	Solar Boat building at Three Valleys HQ (Day 2 of 2)	Walnut	Claremont	38.0	\$ 20.33	\$ 200.00
See above for details into this event.							
5	8	San Gabriel Valley Water Assoc. Annual Directors Meeting	Walnut	Pomona	14.0	\$ 7.49	\$ 200.00
The group heard a speech offered by LA County Supervisor Kathryn Barger on the County's "Drought Resiliency Plan." A LA County Public Works conservation report was also provided by William Saunders. Finally, election of officers was held for Calendar year 2018.							
6	9	Special Chino Basin Watermaster Board Meeting	Walnut	Claremont	42.0	\$ 22.47	\$ 200.00
Meeting was called by staff to provide the board with a time sensitive update the progress made by the pools on the issue pending before the courts on the safe yield reset implementation issues still under discussion and the report to the courts in December.							
7	15	Board Meeting	Walnut	Claremont	38.0	\$ 20.33	\$ 200.00
The monthly board meeting of the Directors was called to order, and I reported on matters as required.							
8	16	Chino Basin Watermaster Board Meeting	Walnut	Claremont	42.0	\$ 22.47	\$ 200.00
Attended Meting as the Districts Alternate, heard various staff presentations regarding the Recharge Master Plan, Resolution to Levy Assessments, increase Dry Year Yield Limits with MWD, and Annual Financial Report.							
9	29	ACWA Conference	Walnut	Anaheim	42.0	\$ 22.47	\$ 200.00
Attending this day as the TVMWD voting representative for amendments to the Association's bylaws and elections for ACWA's next President and Vice President.							
10							

No	Day	Miscellaneous Expense (please itemize each expense)	Misc. Expense
1			
2			
3			
4			
5			

Subtotal Miscellaneous Expense \$ 0.00

Subtotal Mileage \$ 163.71

Subtotal Meeting Compensation \$ 1,800.00

Subtotal All \$ 1,963.71

Mandatory Deferred Compensation @ 7.5% (\$ 135.00)

Voluntary Deferred Compensation *(negative entry; default @ 0)* (\$ 943.33)

TOTAL \$ 885.38

I certify the above is correct and accurate to the best of my knowledge

Signature

* Mileage is reimbursed at IRS Standard Business Mileage Rate

**Directors are eligible for ten meeting days per month at \$200 per day. Ordinance Nos. 02-01-7 and 02-07-15



DIRECTOR EXPENSE SHEET

Submit Form

Item B

NAME: David De Jesus, MWD

MONTH / YEAR

November 2017

No	Day	Title of Meeting / Description	Mileage (assumed as round trip unless noted)				Meeting Compensation
			From City	To City	Miles	Miles \$	
1	2	Annual Engineering and Operations Directors Tour					\$ 200.00
Attended the annual event and toured the La Verne fabrication shop and solar farm. Lunch was provided at the Diamond Valley Lake Education Center where staff presented the group with insight into the changes anticipated in 2018 at the Diamond Valley Lake pumping plant.							
2	6	Executive Committee meeting with SDCWA					\$ 200.00
Meeting with select members of the San Diego County Water Authority board to discuss issues of common interest.							
3	7	SGV Directors Caucus Meeting					\$ 200.00
Meeting with directors from the San Gabriel Valley area to discuss agenda items and to provide each other with updates regarding operations in the district							
4	13	Committee Meeting					\$ 200.00
Attended several meetings through out the day, oral report given at board meeting							
5	14	Board Meeting					\$ 200.00
Attended board meeting and reviewed the results of the annual review for all direct reports and summary of responses from participating directors. In open session action was taken to provide salary adjustments.							
6	20	Conference call with Jim Green Operations Manager					\$ 200.00
Monthly meeting with Operations Manager, updates to projects were provided as it impacts the San Gabriel and Inland Empire. In addition, updates on the repairs and operations of the Orville Dam were provided.							
7	27	ACWA JPIA meetings					\$ 200.00
Attended the ACWA conference insurance meetings as conducted by the JPIA.							
8	28	Meeting with New COO Deven Upadhyay					\$ 200.00
Met with COO Upadhyay to discuss issues pending board reporting. I was provided with updates to projects currently under review by management staff.							
9	30	ACWA Conference					\$ 200.00
Attended the conference and networked with several directors of various agencies and discussed a number of issues in including the status of the California WaterFix							
10							

No	Day	Miscellaneous Expense (please itemize each expense)	Misc. Expense
1			
2			
3			
4			
5			

I certify the above is correct and accurate to the best of my knowledge

Signature

Subtotal Miscellaneous Expense	\$ 0.00
Subtotal Mileage	\$ 0.00
Subtotal Meeting Compensation	\$ 1,800.00
Subtotal All	\$ 1,800.00
Mandatory Deferred Compensation @ 7.5%	(\$ 135.00)
Voluntary Deferred Compensation <i>(negative entry; default @ 0)</i>	(\$ 943.33)
TOTAL	\$ 721.67

* Mileage is reimbursed at IRS Standard Business Mileage Rate

**Directors are eligible for ten meeting days per month at \$200 per day. Ordinance Nos. 02-01-7 and 02-07-15



DIRECTOR EXPENSE SHEET

Submit Form

Item B

NAME: Carlos Goytia, Division 1

MONTH / YEAR November 2017

No	Day	Title of Meeting / Description	Mileage (assumed as round trip unless noted)				Meeting Compensation
			From City	To City	Miles	Miles \$	
1	1	TVMWD BM/Workshop	Pomona	Claremont	32.0	\$ 17.12	\$ 200.00
Attended and Participated in Board Meeting Discussions and Deliberations							
2	3	IMC Legislative Update	Pomona	Industry	26.0	\$ 13.91	\$ 200.00
Guest Speaker: Assembly Member Blanca Rubio							
3	4	MWD Solar Cup Build@ TVMWD	Pomona	Claremont	32.0	\$ 17.12	\$ 200.00
Attended & Participated in Boat Build by Students throughout the Region.							
4	7	SGVWA Quarterly Meeting	Pomona	Maywood	70.0	\$ 37.45	\$ 200.00
Workshop and Forum/ Safe Drinking Water and Ground Water clean up							
5	8	SGVWA Quarterly Meeting	Pomona	Pomona	12.0	\$ 6.42	\$ 200.00
Guest Speaker: Supervisor Kathryn Barger							
6	15	TVMWD BM	Pomona	Claremont	32.0	\$ 17.12	\$ 200.00
Attended and Participated in Board Meeting Discussions and Deliberations							
7	16	SCWUA Luncheon Meeting	Pomona	Pomona	12.0	\$ 6.42	\$ 200.00
Presentation of Doctors of Water and Scholarships							
8	17	Rep. Norma Torres Water Forum	Pomona	Montclair	16.0	\$ 8.56	\$ 200.00
Attended and participated in Water Forum/ Water Issues related to the region							
9	18	Assemblymember Freddie Rodriguez	Pomona	Chino	14.0	\$ 7.49	\$ 200.00
Met With District Director and Staff to discuss local and regional projects							
10	29	ACWA-CBB Meeting/Dinner Event	Pomona	Anaheim	46.0	\$ 24.61	\$ 200.00
Met W/ CBB Vice President D. George							

No	Day	Miscellaneous Expense (please itemize each expense)	Misc. Expense
1			
2			
3			
4			
5			

Subtotal Miscellaneous Expense	\$ 0.00
Subtotal Mileage	\$ 156.22
Subtotal Meeting Compensation	\$ 2,000.00
Subtotal All	\$ 2,156.22
Mandatory Deferred Compensation @ 7.5%	(\$ 150.00)
Voluntary Deferred Compensation <i>(negative entry; default @ 0)</i>	\$ 0.00
TOTAL	\$ 2,006.22

I certify the above is correct and accurate to the best of my knowledge

Signature

* Mileage is reimbursed at IRS Standard Business Mileage Rate

**Directors are eligible for ten meeting days per month at \$200 per day. Ordinance Nos. 02-01-7 and 02-07-15



DIRECTOR EXPENSE SHEET

Submit Form

Item B

NAME: Dan Horan, Division 7

MONTH / YEAR November 2017

No	Day	Title of Meeting / Description	Mileage (assumed as round trip unless noted)				Meeting Compensation
			From City	To City	Miles	Miles \$	
1	1	TVMWD Board Meeting	West Covina	Claremont	40.0	\$ 21.40	\$ 200.00
Regular board meeting.							
2	3	IMC Legislative Update - Assembly Member Blanca Rubio	West Covina	City of Industry	12.0	\$ 6.42	\$ 200.00
Legislative update by first year member, Blanca Rubio							
3	8	San Gabriel Valley Water Association Quarterly Meeting	West Covina	Pomona	18.0	\$ 9.63	\$ 200.00
Continuing education - Supervisor Kathleen Barger presented on drought resiliency plan.							
4	9	San Gabriel Valley Regional Chamber Human Resources Seminar	West Covina	Walnut	4.0	\$ 2.14	\$ 200.00
Human resources review.							
5	13	San Gabriel Valley Regional Chamber Government Affairs Committee	West Covina	Rowland Heights	10.0	\$ 5.35	\$ 200.00
Monthly update with elected officials; November's meeting was hosted by Rowland Water District at their office.							
6	14	Rowland Water District	West Covina	Rowland Heights	10.0	\$ 5.35	\$ 200.00
Attend retail member agency board meeting as assigned representative for TVMWD.							
7	15	TVMWD Board Meeting	West Covina	Claremont	40.0	\$ 21.40	\$ 200.00
Regular board meeting.							
8	16	San Gabriel Valley Economic Partnership Power Luncheon	West Covina	City of Industry	12.0	\$ 6.42	\$ 200.00
Presentation on how to "Obtain 100% financing for commercial building clean energy upgrades".							
9	29	ACWA Citizen's Business Bank Hosted Dinner	West Covina	Anaheim	34.0	\$ 18.19	\$ 200.00
Hosted dinner as part of ACWA's annual fall conference. Purpose of meeting was building of intergovernmental relations.							
10							

No	Day	Miscellaneous Expense (please itemize each expense)	Misc. Expense
1			
2			
3			
4			
5			

I certify the above is correct and accurate to the best of my knowledge

Signature

Subtotal Miscellaneous Expense	\$ 0.00
Subtotal Mileage	\$ 96.30
Subtotal Meeting Compensation	\$ 1,800.00
Subtotal All	\$ 1,896.30
Mandatory Deferred Compensation @ 7.5%	(\$ 135.00)
Voluntary Deferred Compensation <i>(negative entry; default @ 0)</i>	\$ 0.00
TOTAL	\$ 1,761.30

* Mileage is reimbursed at IRS Standard Business Mileage Rate

**Directors are eligible for ten meeting days per month at \$200 per day. Ordinance Nos. 02-01-7 and 02-07-15



DIRECTOR EXPENSE SHEET

Submit Form

Item B

NAME: Bob Kuhn, Division 4

MONTH / YEAR November 2017

No	Day	Title of Meeting / Description	Mileage (assumed as round trip unless noted)				Meeting Compensation
			From City	To City	Miles	Miles \$	
1	1	TVMWD Regular Board Meeting	Glendora	Claremont	20.0	\$ 10.70	\$ 200.00
Presided over meeting as President of Board. Discussion of regional water business and projects.							
2	8	San Gabriel Valley Water Association Quarterly Breakfast	Glendora	Pomona	16.0	\$ 8.56	\$ 200.00
Quarterly meeting with presentation by Los Angeles County Supervisor Kathleen Barger on Drought Resiliency Planning.							
3	15	TVMWD Regular Board Meeting	Glendora	Claremont	20.0	\$ 10.70	\$ 200.00
Presided over meeting as President of Board. Including approval of regular business of the District.							
4	16	San Gabriel Valley Economic Partnership	Glendora	Irwindale	26.0	\$ 13.91	\$ 200.00
Participated as a member of the SGVEP Executive Committee to strategize CY 2018 priorities.							
5	28	ACWA-JPIA Board Committee Meetings	Glendora	Anaheim	58.0	\$ 31.03	\$ 200.00
Participated in committees as a delegate for Three Valleys MWD.							
6	29	ACWA-JPIA Citizen's Business Bank Hosted Dinner	Glendora	Anaheim	58.0	\$ 31.03	\$ 200.00
Participated in hosted dinner by Citizen's Business Bank to review intergovernmental relations between the two entities.							
7			Glendora				
8			Glendora				
9			Glendora				
10			Glendora				

No	Day	Miscellaneous Expense (please itemize each expense)	Misc. Expense
1			
2			
3			
4			
5			

I certify the above is correct and accurate to the best of my knowledge

Signature _____

Subtotal Miscellaneous Expense	\$ 0.00
Subtotal Mileage	\$ 105.93
Subtotal Meeting Compensation	\$ 1,200.00
Subtotal All	\$ 1,305.93
Mandatory Deferred Compensation @ 7.5%	(\$ 90.00)
Voluntary Deferred Compensation <i>(negative entry; default @ 0)</i>	(\$ 1,110.00)
TOTAL	\$ 105.93

* Mileage is reimbursed at IRS Standard Business Mileage Rate

**Directors are eligible for ten meeting days per month at \$200 per day. Ordinance Nos. 02-01-7 and 02-07-15



DIRECTOR EXPENSE SHEET

Submit Form

Item B

NAME: John Mendoza, Division 6

MONTH / YEAR November 2017

No	Day	Title of Meeting / Description	Mileage (assumed as round trip unless noted)				Meeting Compensation
			From City	To City	Miles	Miles \$	
1	1	T1-T2-Math review C/ANV section	Pomona	Riverside			\$ 200.00
Review course for water operators exam.							
2	3	IMC update with Assembly member Rubio	Pomona	Industry			\$ 200.00
Breakfast with Assembly member Rubio attended by elected officials and business sector. Legislative outreach.							
3	8	SGVWA Quarterly Luncheon	Pomona	Pomona			\$ 200.00
Supervisor Kathy Barger presentation on important Stormwater parcel tax for 2018 elections							
4	9	SGV Regional HR Forum	Pomona	Walnut			\$ 200.00
New rules that apply to employment background checks and danger of non-compliance. Brief ten-minute background.							
5	15	TVMWD Board of Directors meeting	Pomona	Claremont			\$ 200.00
Meeting of the Board of Director, staff and Water agencies to discuss and vote on important items.							
6	16	SGVEP Partnership Power Lunch	Pomona	Industry			\$ 200.00
Luncheon of various businesses and elected officials to get up date on new businesses innovative property levy to upgrade business infrastructure and improvements.							
7	17	Congresswomen Norma Torres Water Round Table	Pomona	Montclair			\$ 200.00
Meeting with the Congresswomen and staff attended by water officials to bring forward any water issue of importance.							
8	21	EPA and U.S. Army Tele-Conference	Pomona	Pomona			\$ 200.00
Live telephone conference to provide opinions on Water of U.S. Rule. How to shape the waters of U.S. rules into the future as related to environment, water sheds and Stormwater Compliance.							
9			Pomona				
10			Pomona				

No	Day	Miscellaneous Expense (please itemize each expense)	Misc. Expense
1			
2			
3			
4			
5			

I certify the above is correct and accurate to the best of my knowledge

Signature _____

Subtotal Miscellaneous Expense	\$ 0.00
Subtotal Mileage	\$ 0.00
Subtotal Meeting Compensation	\$ 1,600.00
Subtotal All	\$ 1,600.00
Mandatory Deferred Compensation @ 7.5%	(\$ 120.00)
Voluntary Deferred Compensation <i>(negative entry; default @ 0)</i>	\$ 0.00
TOTAL	\$ 1,480.00

* Mileage is reimbursed at IRS Standard Business Mileage Rate

**Directors are eligible for ten meeting days per month at \$200 per day. Ordinance Nos. 02-01-7 and 02-07-15



DIRECTOR EXPENSE SHEET

Submit Form

Item B

NAME: Joe Ruzicka, Division 5

MONTH / YEAR November 2017

No	Day	Title of Meeting / Description	Mileage (assumed as round trip unless noted)				Meeting Compensation
			From City	To City	Miles	Miles \$	
1	1	TVMWD - Board Meeting	Diamond Bar	Claremont	40.0	\$ 21.40	\$ 200.00
Attended and participated in the deliberations.							
2	3	California Assemblywoman Blanco Rubio	Diamond Bar	Industry Hills	15.0	\$ 8.03	\$ 200.00
Attended and heard a comprehensive update of current legislative activity in Sacramento.							
3	13	WVWD - Board Meeting	Diamond Bar	Walnut	10.0	\$ 5.35	\$ 200.00
Attended and apprised myself of issues of concern to a member agency.							
4	14	RWD - Board Meeting	Diamond Bar	Rowland Hgts	14.0	\$ 7.49	\$ 200.00
Attended and apprised myself of issues of concern to a member agency.							
5	15	LAFCO - Commission Meeting	Diamond Bar	Los Angeles	60.0	\$ 32.10	\$ 200.00
Attended and participated in the deliberations.							
6	16	SCWUA - Membership Meeting	Diamond Bar	Pomona	20.0	\$ 10.70	\$ 200.00
Attended and discussed water issues and concerns with water officials in the area.							
7							
8							
9							
10							

No	Day	Miscellaneous Expense (please itemize each expense)	Misc. Expense
1			
2			
3			
4			
5			

I certify the above is correct and accurate to the best of my knowledge

Signature _____

Subtotal Miscellaneous Expense	\$ 0.00
Subtotal Mileage	\$ 85.07
Subtotal Meeting Compensation	\$ 1,200.00
Subtotal All	\$ 1,285.07
Mandatory Deferred Compensation @ 7.5%	(\$ 90.00)
Voluntary Deferred Compensation <i>(negative entry; default @ 0)</i>	\$ 0.00
TOTAL	\$ 1,195.07

* Mileage is reimbursed at IRS Standard Business Mileage Rate

**Directors are eligible for ten meeting days per month at \$200 per day. Ordinance Nos. 02-01-7 and 02-07-15



Staff Report/Memorandum

To: TVMWD Board of Directors
From: Richard W. Hansen, General Manager *RH*
Date: December 20, 2017
Subject: Change in Cash and Cash Equivalents Position Report

<input type="checkbox"/> For Action	<input type="checkbox"/> Fiscal Impact	<input type="checkbox"/> Funds Budgeted
<input checked="" type="checkbox"/> Information Only	<input type="checkbox"/> Cost Estimate:	\$

Discussion:

Attached for your review is the Change in Cash and Cash Equivalents Report for the period ending November 30, 2017.



CHANGE IN CASH AND CASH EQUIVALENTS REPORT

November 1 through November 30, 2017

		<u>CASH</u>	<u>CASH EQUIVALENTS</u>
SUMMARY 11/30/2017			
	Petty Cash	6,000.00	
	Local Agency Investment Fund		917,399.31
	General Checking	1,600,000.00	
	Sweep Account	3,420,883.12	
	U.S. Bank	5,000.00	
		<hr/>	
	TOTAL CASH IN BANKS & ON HAND	\$ 5,031,883.12	\$ 917,399.31
		<hr/>	
	TOTAL CASH IN BANKS & ON HAND	11/30/17 \$ 5,031,883.12	\$ 917,399.31
	TOTAL CASH IN BANKS & ON HAND	10/31/17 \$ 4,539,373.07	\$ 914,923.02
		<hr/>	
	PERIOD INCREASE (DECREASE)	\$ 492,510.05	\$ 2,476.29
		<hr/>	
CHANGE IN CASH POSITION DUE TO:			
	Water Sales/Charges Revenue	6,116,854.08	
	Interest Revenue	614.52	
	Subvention/RTS Standby Charge Revenue	58,806.22	
	Hydroelectric Revenue	-	
	Other Revenue	15,579.01	
	Investment Xfer From Chandler Asset Mgt		
	LAIF Quarterly Interest		2,476.29
	Transfer To LAIF		
	Transfer From LAIF		
		<hr/>	
	INFLOWS	6,191,853.83	2,476.29
		<hr/>	
	Expenditures	(5,726,050.14)	
	Current Month Outstanding Payables	57,783.27	
	Prior Month Cleared Payables	(30,874.66)	
	Bank/FSA Svc Fees	(202.25)	
	HRA/HSA Payment		
	Xfer to PARS - Fund OPEB & Pension Trusts	-	
	Investment Xfer to Chandler Asset Mgmt		
	Transfer to LAIF		
	Transfer From LAIF		
		<hr/>	
	OUTFLOWS	(5,699,343.78)	-
		<hr/>	
	PERIOD INCREASE (DECREASE)	492,510.05	2,476.29
		<hr/>	



Item C

THREE VALLEYS MUNICIPAL WATER DISTRICT CONSOLIDATED LISTING OF INVESTMENT PORTFOLIO November 30, 2017

ITEM	BOOK YIELD	BOOK VALUE	PAR VALUE	MARKET VALUE
Chandler Asset Management				
ABS - Asset Backed Securities	1.49%	307,738.96	307,749.15	307,194.85
Bonds - Agency	1.63%	3,930,812.19	3,935,000.00	3,889,810.65
CMO - Collateralized Mortgage Obligation	0.00%	0.00	0.00	0.00
Commercial Paper	1.43%	343,829.49	345,000.00	343,829.49
Money Market Fund	0.68%	123,886.36	123,886.36	123,886.36
Supranational	2.13%	423,523.42	425,000.00	421,666.75
US Corporate	1.81%	2,603,037.57	2,600,000.00	2,599,184.26
US Treasury	1.60%	2,474,167.11	2,490,000.00	2,451,094.37
	1.67%	10,206,995.10	10,226,635.51	10,136,666.73
Local Agency Invest Fund TVMWD	1.17%	917,399.31	917,399.31	917,399.31
Reserve Fund		\$ 11,124,394.41	\$ 11,144,034.82	\$ 11,054,066.04
<hr/>				
Checking (Citizens)	0.55%	1,600,000.00	1,600,000.00	1,600,000.00
Sweep Account (Citizens)	0.20%	3,420,883.12	3,420,883.12	3,420,883.12
Emergency Checking (U.S. Bank)	0.00%	5,000.00	5,000.00	5,000.00
Petty Cash Fund	0.00%	6,000.00	6,000.00	6,000.00
Working Cash		\$ 5,031,883.12	\$ 5,031,883.12	\$ 5,031,883.12
<hr/>				
GSWC-Baseline Pipeline, San Dimas	3.17%	20,822.29	20,822.29	20,822.29
Local Resource Loans		\$ 20,822.29	\$ 20,822.29	\$ 20,822.29
<hr/>				
TOTAL PORTFOLIO	1.22%	\$ 16,177,099.82	\$ 16,196,740.23	\$ 16,106,771.45

I certify that this report accurately reflects all investments of Three Valleys Municipal Water District and that all investments and this report are in conformity with Sections 53600 et seq of the California Government Code and the District's annual statement of investment policy (Resolution 17-09-807). The District's investment program herein shown provides sufficient cash flow and liquidity to meet all budgeted expenditures for the next six months.

RICHARD W. HANSEN, General Manager/Assistant Treasurer



Monthly Account Statement

Three Valleys Municipal Water District

November 1, 2017 through November 30, 2017

Chandler Team

For questions about your account,
please call (800) 317-4747 or
Email operations@chandlerasset.com

Custodian

US Bank
Christopher Isles
(503)-464-3685

Information contained herein is confidential. We urge you to compare this statement to the one you receive from your qualified custodian. Prices are provided by IDC, an independent pricing source. In the event IDC does not provide a price or if the price provided is not reflective of fair market value, Chandler will obtain pricing from an alternative approved third party pricing source in accordance with our written valuation policy and procedures. Our valuation procedures are also disclosed in Item 5 of our Form ADV Part 2A.



PORTFOLIO CHARACTERISTICS

Average Duration	2.41
Average Coupon	1.60 %
Average Purchase YTM	1.67 %
Average Market YTM	1.91 %
Average S&P/Moody Rating	AA/Aa1
Average Final Maturity	2.55 yrs
Average Life	2.50 yrs

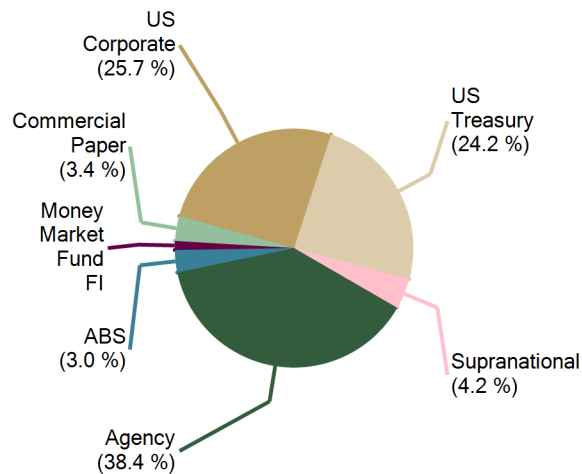
ACCOUNT SUMMARY

	Beg. Values as of 10/31/17	End Values as of 11/30/17
Market Value	10,165,317	10,136,666
Accrued Interest	35,438	36,349
Total Market Value	10,200,754	10,173,015
Income Earned	14,054	14,102
Cont/WD		-1,124
Par	10,214,483	10,226,636
Book Value	10,194,929	10,206,995
Cost Value	10,180,818	10,192,879

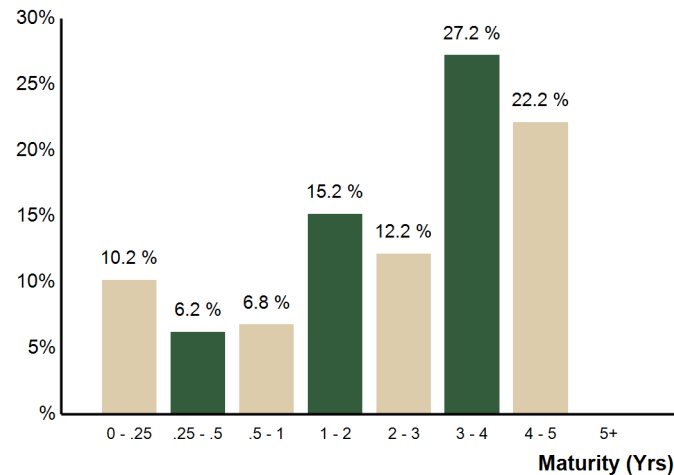
TOP ISSUERS

Issuer	% Portfolio
Government of United States	24.2 %
Federal National Mortgage Assoc	15.5 %
Federal Home Loan Bank	8.1 %
Federal Home Loan Mortgage Corp	7.7 %
Federal Farm Credit Bank	4.2 %
Tennessee Valley Authority	2.9 %
International Finance Corp	2.2 %
Bank of Tokyo-Mit UFJ	2.0 %
Total	66.7 %

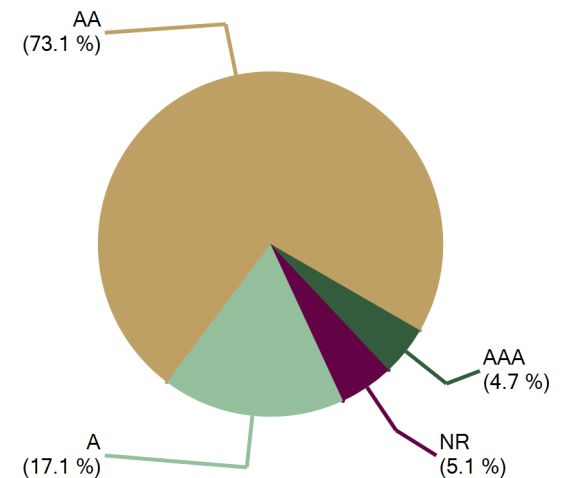
SECTOR ALLOCATION



MATURITY DISTRIBUTION



CREDIT QUALITY (S&P)



PERFORMANCE REVIEW

Total Rate of Return As of 11/30/2017	Current Month	Latest 3 Months	Year To Date	1 Yr	Annualized			Since 4/30/2009	Since 4/30/2009
					3 Yrs	5 Yrs	10 Yrs		
Three Valleys Municipal Water District	-0.26 %	-0.53 %	1.02 %	1.08 %	1.08 %	0.98 %	N/A	1.76 %	16.12 %
BAML 1-5 Yr US Treasury/Agency Index	-0.28 %	-0.70 %	0.67 %	0.69 %	0.80 %	0.75 %	N/A	1.44 %	13.09 %



Three Valleys Municipal Water District
November 30, 2017

COMPLIANCE WITH INVESTMENT POLICY

Assets managed by Chandler Asset Management are in full compliance with state law and with the District's investment policy.

Category	Standard	Comment
Treasury Issues	No Limitation	Complies
Agency Issues	No Limitation	Complies
Municipal Securities/ Local Agency Bonds	Bonds issued by TVMWD; Issued by local agency within the state of California, including pooled investment accounts sponsored by the state of California, County Treasurers, or Joint Power Agencies	Complies
Supranationals	Issued by IBRD, IFC or IADB only; "AA" rated or higher by a NRSRO; 30% maximum; 10% max per issuer	Complies
Banker's Acceptances	"A" rated or higher by a NRSRO; 40% maximum; 5% max per issuer; 180 days max maturity	Complies
Commercial Paper	"A-1" rated or equivalent by a NRSRO; "A" rated issuer or equivalent by a NRSRO; 25% maximum; 5% max per issuer; 270 days max maturity; Issuer must be organized and operating within the US, have AUM >\$500 mil	Complies
Corporate Medium Term Notes	"A" rated or better by a NRSRO; 30% maximum; 5% max per issuer; Issued by corporations organized and operating within the U.S. or by depository institutions licensed by the U.S.	Complies
Negotiable Certificates of Deposit	30% maximum; 5% max per issuer	Complies
Certificates of Deposits/Time Deposit	Collateralized/ FDIC insured	Complies
Money Market Mutual Funds	"AAA" rated by 2 NRSROs; 20% maximum; 10% per fund	Complies
Mortgage Pass-throughs, CMOs and Asset Backed Securities	"AA" rated or higher by a NRSRO; "A" rated issuer or higher by a NRSRO; 20% maximum; 5% max per issuer	Complies
Local Agency Investment Fund - LAIF	Max program limitation	Complies
Repurchase Agreements	102% Collateralized; 1year max maturity	Complies
Reverse Repurchase Agreements	20% maximum; 92 days max maturity	Complies
Prohibited Securities	Inverse floaters; Ranges notes, Interest-only strips from mortgaged backed securities; Zero interest accrual securities	Complies
Max Per Issuer	5% of portfolio per issuer (except U.S. Government, Agencies/GSEs, Supranationals, Money Market Mutual Funds, LAIF, LGIP)	Complies
Maximum maturity	5 years	Complies



Reconciliation Summary

As of 11/30/2017

BOOK VALUE RECONCILIATION	
Beginning Book Value	\$10,194,928.96
Acquisition	
+ Security Purchases	\$203,967.88
+ Money Market Fund Purchases	\$232,947.64
+ Money Market Contributions	\$0.00
+ Security Contributions	\$0.00
+ Security Transfers	\$0.00
Total Acquisitions	\$436,915.52
Dispositions	
- Security Sales	\$0.00
- Money Market Fund Sales	\$203,967.88
- MMF Withdrawals	\$1,124.46
- Security Withdrawals	\$0.00
- Security Transfers	\$0.00
- Other Dispositions	\$0.00
- Maturities	\$205,000.00
- Calls	\$0.00
- Principal Paydowns	\$15,703.22
Total Dispositions	\$425,795.56
Amortization/Accretion	
+/- Net Accretion	\$946.18
	\$946.18
Gain/Loss on Dispositions	
+/- Realized Gain/Loss	\$0.00
	\$0.00
Ending Book Value	\$10,206,995.10

CASH TRANSACTION SUMMARY	
BEGINNING BALANCE	\$96,031.06
Acquisition	
Contributions	\$0.00
Security Sale Proceeds	\$0.00
Accrued Interest Received	\$0.00
Interest Received	\$12,195.89
Dividend Received	\$48.53
Principal on Maturities	\$205,000.00
Interest on Maturities	\$0.00
Calls/Redemption (Principal)	\$0.00
Interest from Calls/Redemption	\$0.00
Principal Paydown	\$15,703.22
Total Acquisitions	\$232,947.64
Disposition	
Withdrawals	\$1,124.46
Security Purchase	\$203,967.88
Accrued Interest Paid	\$0.00
Total Dispositions	\$205,092.34
Ending Book Value	\$123,886.36



CUSIP	Security Description	Par Value/Units	Purchase Date Book Yield	Cost Value Book Value	Mkt Price Mkt YTM	Market Value Accrued Int.	% of Port. Gain/Loss	Moody/S&P Fitch	Maturity Duration
ABS									
89236WAC2	Toyota Auto Receivables Owner 2015-A 1.12% Due 2/15/2019	17,992.31	02/24/2015 1.13 %	17,989.59 17,992.12	99.92 1.58 %	17,978.27 8.96	0.18 % (13.85)	Aaa / AAA NR	1.21 0.17
43813NAC0	Honda Auto Receivables 2015-2 A3 1.04% Due 2/21/2019	25,419.08	05/13/2015 1.05 %	25,415.18 25,417.81	99.89 1.57 %	25,391.51 7.34	0.25 % (26.30)	NR / AAA AAA	1.23 0.21
89238MAB4	Toyota Auto Receivables Owner 2017-A 1.42% Due 9/16/2019	59,337.76	03/07/2017 1.43 %	59,332.04 59,333.67	99.91 1.64 %	59,284.17 37.45	0.58 % (49.50)	Aaa / AAA NR	1.79 0.41
47787XAB3	John Deere Owner Trust 2017-A A2 1.5% Due 10/15/2019	45,000.00	02/22/2017 1.50 %	44,999.82 44,999.87	99.92 1.69 %	44,962.83 30.00	0.44 % (37.04)	Aaa / NR AAA	1.87 0.45
47788BAB0	John Deere Owner Trust 2017-B A2A 1.59% Due 4/15/2020	30,000.00	07/11/2017 1.60 %	29,997.39 29,997.74	99.61 1.71 %	29,884.05 21.20	0.29 % (113.69)	Aaa / NR AAA	2.38 0.76
89237RAB4	Toyota Auto Receivable 2017-C A2A 1.58% Due 7/15/2020	110,000.00	07/25/2017 1.59 %	109,998.96 109,999.08	99.83 1.77 %	109,812.56 77.24	1.08 % (186.52)	Aaa / AAA NR	2.62 0.90
47788BAD6	John Deere Owner Trust 2017-B A3 1.82% Due 10/15/2021	20,000.00	07/11/2017 1.83 %	19,998.54 19,998.67	99.41 2.13 %	19,881.46 16.18	0.20 % (117.21)	Aaa / NR AAA	3.88 1.96
Total ABS		307,749.15	1.49 %	307,731.52 307,738.96	1.72 %	307,194.85 198.37	3.02 % (544.11)	Aaa / AAA AAA	2.21 0.69

AGENCY									
3137EADN6	FHLMC Note 0.75% Due 1/12/2018	160,000.00	Various 1.01 %	158,093.93 159,953.48	99.94 1.23 %	159,909.93 463.34	1.58 % (43.55)	Aaa / AA+ AAA	0.12 0.12
3130A4GJ5	FHLB Note 1.125% Due 4/25/2018	110,000.00	03/20/2015 1.02 %	110,360.91 110,046.35	99.88 1.42 %	109,868.00 123.75	1.08 % (178.35)	Aaa / AA+ AAA	0.40 0.40
3135G0YM9	FNMA Note 1.875% Due 9/18/2018	200,000.00	10/07/2013 1.59 %	202,654.00 200,427.64	100.19 1.63 %	200,379.20 760.42	1.98 % (48.44)	Aaa / AA+ AAA	0.80 0.79
880591EQ1	Tennessee Valley Authority Note 1.75% Due 10/15/2018	290,000.00	Various 1.58 %	292,357.15 290,413.95	100.03 1.71 %	290,089.04 648.47	2.86 % (324.91)	Aaa / AA+ AAA	0.87 0.86
3135G0ZA4	FNMA Note 1.875% Due 2/19/2019	75,000.00	03/31/2014 1.81 %	75,230.48 75,057.46	100.14 1.75 %	75,107.40 398.44	0.74 % 49.94	Aaa / AA+ AAA	1.22 1.20
3137EADK2	FHLMC Note 1.25% Due 8/1/2019	240,000.00	09/04/2014 1.83 %	233,452.80 237,773.66	99.04 1.84 %	237,697.44 1,000.00	2.35 % (76.22)	Aaa / AA+ AAA	1.67 1.64
3133EHEZ2	FFCB Note 1.6% Due 4/6/2020	200,000.00	09/28/2017 1.60 %	200,012.00 200,011.18	99.27 1.92 %	198,541.00 488.89	1.96 % (1,470.18)	Aaa / AA+ NR	2.35 2.29
3135G0F73	FNMA Note 1.5% Due 11/30/2020	200,000.00	12/16/2015 1.90 %	196,220.00 197,713.20	98.67 1.96 %	197,337.40 8.33	1.94 % (375.80)	Aaa / AA+ AAA	3.00 2.92
3130A7CV5	FHLB Note 1.375% Due 2/18/2021	140,000.00	04/28/2016 1.42 %	139,727.00 139,817.43	98.04 2.01 %	137,257.96 550.76	1.35 % (2,559.47)	Aaa / AA+ AAA	3.22 3.11
3135G0J20	FNMA Note 1.375% Due 2/26/2021	200,000.00	Various 1.41 %	199,699.04 199,811.35	98.12 1.98 %	196,244.00 725.69	1.94 % (3,567.35)	Aaa / AA+ AAA	3.24 3.14
3135G0K69	FNMA Note 1.25% Due 5/6/2021	180,000.00	06/29/2016 1.18 %	180,612.00 180,432.65	97.48 2.01 %	175,462.56 156.25	1.73 % (4,970.09)	Aaa / AA+ AAA	3.43 3.33



CUSIP	Security Description	Par Value/Units	Purchase Date Book Yield	Cost Value Book Value	Mkt Price Mkt YTM	Market Value Accrued Int.	% of Port. Gain/Loss	Moody/S&P Fitch	Maturity Duration
AGENCY									
3130A8QS5	FHLB Note 1.125% Due 7/14/2021	185,000.00	10/04/2016 1.33 %	183,290.60 183,703.72	96.82 2.04 %	179,120.33 792.03	1.77 % (4,583.39)	Aaa / AA+ AAA	3.62 3.51
3137EAEC9	FHLMC Note 1.125% Due 8/12/2021	185,000.00	08/30/2016 1.33 %	183,185.15 183,644.14	96.61 2.08 %	178,723.32 630.16	1.76 % (4,920.82)	Aaa / AA+ AAA	3.70 3.58
3135G0N82	FNMA Note 1.25% Due 8/17/2021	185,000.00	09/28/2016 1.28 %	184,715.10 184,783.49	97.06 2.08 %	179,553.79 668.06	1.77 % (5,229.70)	Aaa / AA+ AAA	3.72 3.59
3135G0Q89	FNMA Note 1.375% Due 10/7/2021	160,000.00	10/27/2016 1.50 %	159,025.60 159,240.99	97.38 2.08 %	155,814.40 330.00	1.53 % (3,426.59)	Aaa / AA+ AAA	3.85 3.72
3130AABG2	FHLB Note 1.875% Due 11/29/2021	200,000.00	12/28/2016 2.10 %	197,940.00 198,326.54	99.16 2.10 %	198,310.20 20.83	1.95 % (16.34)	Aaa / AA+ AAA	4.00 3.83
3135G0S38	FNMA Note 2% Due 1/5/2022	200,000.00	01/11/2017 2.02 %	199,845.00 199,872.52	99.51 2.13 %	199,016.20 1,622.22	1.97 % (856.32)	Aaa / AA+ AAA	4.10 3.88
3137EADB2	FHLMC Note 2.375% Due 1/13/2022	200,000.00	01/27/2017 2.03 %	203,193.40 202,654.99	100.99 2.12 %	201,978.20 1,820.83	2.00 % (676.79)	Aaa / AA+ AAA	4.12 3.87
3135G0T45	FNMA Note 1.875% Due 4/5/2022	200,000.00	Various 1.86 %	200,108.00 200,098.34	98.80 2.17 %	197,598.80 583.33	1.95 % (2,499.54)	Aaa / AA+ AAA	4.35 4.14
313379Q69	FHLB Note 2.125% Due 6/10/2022	200,000.00	09/28/2017 1.92 %	201,806.00 201,739.66	99.75 2.18 %	199,509.80 2,018.75	1.98 % (2,229.86)	Aaa / AA+ AAA	4.53 4.25
3133EAYP7	FFCB Note 1.95% Due 7/19/2022	225,000.00	07/28/2017 1.92 %	225,310.50 225,289.45	98.80 2.22 %	222,291.68 1,608.75	2.20 % (2,997.77)	Aaa / AA+ AAA	4.64 4.37
Total Agency		3,935,000.00	1.63 %	3,926,838.66 3,930,812.19	1.95 %	3,889,810.65 15,419.30	38.39 % (41,001.54)	Aaa / AA+ AAA	2.96 2.84
COMMERCIAL PAPER									
89233HB29	Toyota Motor Credit Discount CP 1.32% Due 2/2/2018	140,000.00	06/02/2017 1.37 %	138,738.91 139,671.70	99.77 1.37 %	139,671.70 0.00	1.37 % 0.00	P-1 / A-1+ NR	0.18 0.17
06538CCD1	Bank of Tokyo Mitsubishi NY Discount CP 1.45% Due 3/13/2018	205,000.00	11/07/2017 1.48 %	203,967.88 204,157.79	99.59 1.48 %	204,157.79 0.00	2.01 % 0.00	P-1 / A-1 NR	0.28 0.28
Total Commercial Paper		345,000.00	1.43 %	342,706.79 343,829.49	1.43 %	343,829.49 0.00	3.38 % 0.00	P-1 / A-1 NR	0.24 0.24
MONEY MARKET FUND FI									
31846V203	First American Govt Obligation Fund	123,886.36	Various 0.68 %	123,886.36 123,886.36	1.00 0.68 %	123,886.36 0.00	1.22 % 0.00	Aaa / AAA AAA	0.00 0.00
Total Money Market Fund FI		123,886.36	0.68 %	123,886.36 123,886.36	0.68 %	123,886.36 0.00	1.22 % 0.00	Aaa / AAA AAA	0.00 0.00
SUPRANATIONAL									
4581X0CW6	Inter-American Dev Bank Note 2.125% Due 1/18/2022	200,000.00	10/26/2017 2.10 %	200,158.00 200,154.72	99.72 2.20 %	199,445.40 1,570.14	1.98 % (709.32)	Aaa / NR AAA	4.14 3.91



CUSIP	Security Description	Par Value/Units	Purchase Date Book Yield	Cost Value Book Value	Mkt Price Mkt YTM	Market Value Accrued Int.	% of Port. Gain/Loss	Moody/S&P Fitch	Maturity Duration
SUPRANATIONAL									
45950VLH7	International Finance Corp Note 2% Due 10/24/2022	225,000.00	10/26/2017 2.16 %	223,339.50 223,368.70	98.76 2.27 %	222,220.35 462.50	2.19 % (1,148.35)	Aaa / NR NR	4.90 4.63
Total Supranational		425,000.00	2.13 %	423,497.50 423,523.42	2.23 %	421,665.75 2,032.64	4.16 % (1,857.67)	Aaa / NR AAA	4.54 4.29
US CORPORATE									
166764AA8	Chevron Corp Callable Note Cont 11/5/17 1.104% Due 12/5/2017	175,000.00	Various 1.31 %	173,518.80 174,996.13	100.00 1.25 %	174,996.33 944.53	1.73 % 0.20	Aa2 / AA- NR	0.01 0.01
02665WAQ4	American Honda Finance Note 1.55% Due 12/11/2017	100,000.00	12/08/2014 1.58 %	99,907.00 99,999.15	100.01 1.30 %	100,007.40 731.94	0.99 % 8.25	A2 / A+ NR	0.03 0.03
458140AL4	Intel Corp Note 1.35% Due 12/15/2017	150,000.00	12/12/2012 1.29 %	150,430.95 150,003.31	99.99 1.47 %	149,991.76 933.76	1.48 % (11.55)	A1 / A+ A+	0.04 0.04
89236TCA1	Toyota Motor Credit Corp Note 1.45% Due 1/12/2018	60,000.00	Various 1.47 %	59,958.05 59,998.49	99.98 1.58 %	59,990.40 335.92	0.59 % (8.09)	Aa3 / AA- A	0.12 0.12
459200HZ7	IBM Corp Note 1.125% Due 2/6/2018	125,000.00	02/03/2015 1.23 %	124,618.75 124,976.69	99.91 1.59 %	124,892.88 449.22	1.23 % (83.81)	A1 / A+ A+	0.19 0.18
931142DF7	Wal-Mart Stores Note 1.125% Due 4/11/2018	115,000.00	04/04/2013 1.14 %	114,894.20 114,992.41	99.84 1.56 %	114,819.80 179.69	1.13 % (172.61)	Aa2 / AA AA	0.36 0.36
713448CR7	PepsiCo Inc Note 1.25% Due 4/30/2018	105,000.00	Various 1.26 %	104,957.40 104,994.16	99.82 1.69 %	104,805.96 113.02	1.03 % (188.20)	A1 / A+ A	0.41 0.41
037833AJ9	Apple Inc Note 1% Due 5/3/2018	100,000.00	05/20/2013 1.20 %	99,066.00 99,920.87	99.76 1.56 %	99,761.50 77.78	0.98 % (159.37)	Aa1 / AA+ NR	0.42 0.42
02665WAC5	American Honda Finance Note 2.125% Due 10/10/2018	65,000.00	04/14/2014 1.83 %	65,820.95 65,156.97	100.28 1.79 %	65,182.46 195.68	0.64 % 25.49	A2 / A+ NR	0.86 0.85
74005PBH6	Praxair Note 1.25% Due 11/7/2018	135,000.00	01/08/2015 1.68 %	132,876.45 134,480.54	99.50 1.79 %	134,319.87 112.50	1.32 % (160.67)	A2 / A NR	0.94 0.92
24422ESF7	John Deere Capital Corp Note 1.95% Due 12/13/2018	60,000.00	12/10/2013 1.99 %	59,872.20 59,973.61	100.14 1.81 %	60,085.08 546.00	0.60 % 111.47	A2 / A A	1.04 1.01
17275RAR3	Cisco Systems Note 2.125% Due 3/1/2019	180,000.00	Various 2.02 %	180,856.20 180,213.92	100.19 1.97 %	180,334.98 956.25	1.78 % 121.06	A1 / AA- NR	1.25 1.22
91159HHH6	US Bancorp Callable Note Cont 3/25/2019 2.2% Due 4/25/2019	140,000.00	Various 2.15 %	140,322.10 140,088.92	100.27 1.99 %	140,374.92 308.00	1.38 % 286.00	A1 / A+ AA	1.40 1.29
06406HCW7	Bank of New York Callable Note Cont 8/11/2019 2.3% Due 9/11/2019	145,000.00	Various 2.29 %	145,058.95 145,020.09	100.32 2.11 %	145,463.13 741.12	1.44 % 443.04	A1 / A AA-	1.78 1.65
94974BGF1	Wells Fargo Corp Note 2.15% Due 1/30/2020	100,000.00	01/26/2015 2.18 %	99,864.00 99,941.06	99.71 2.29 %	99,709.00 722.64	0.99 % (232.06)	A2 / A A+	2.17 2.09



CUSIP	Security Description	Par Value/Units	Purchase Date Book Yield	Cost Value Book Value	Mkt Price Mkt YTM	Market Value Accrued Int.	% of Port. Gain/Loss	Moody/S&P Fitch	Maturity Duration
US CORPORATE									
22160KAG0	Costco Wholesale Corp Note 1.75% Due 2/15/2020	80,000.00	02/05/2015 1.77 %	79,916.00 79,962.88	99.41 2.02 %	79,529.36 412.22	0.79 % (433.52)	A1 / A+ A+	2.21 2.14
747525AD5	Qualcomm Inc Note 2.25% Due 5/20/2020	120,000.00	06/11/2015 2.49 %	118,671.00 119,334.76	99.08 2.64 %	118,899.72 82.50	1.17 % (435.04)	A1 / A NR	2.47 2.39
857477AS2	State Street Bank Note 2.55% Due 8/18/2020	100,000.00	06/28/2017 1.86 %	102,098.00 101,814.24	101.00 2.17 %	100,997.00 729.58	1.00 % (817.24)	A1 / A AA-	2.72 2.60
00440EAT4	ACE INA Holdings Inc Callable Note Cont 10/3/2020 2.3% Due 11/3/2020	125,000.00	02/06/2017 2.16 %	125,588.75 125,458.36	100.08 2.27 %	125,093.88 223.61	1.23 % (364.48)	A3 / A A	2.93 2.73
30231GAV4	Exxon Mobil Corp Callable Note Cont 2/1/2021 2.222% Due 3/1/2021	120,000.00	05/16/2016 1.84 %	122,103.60 121,428.09	100.04 2.21 %	120,047.40 666.60	1.19 % (1,380.69)	Aaa / AA+ NR	3.25 3.11
68389XBK0	Oracle Corp Callable Note Cont 8/01/21 1.9% Due 9/15/2021	115,000.00	11/29/2016 2.40 %	112,425.15 112,961.33	98.50 2.32 %	113,273.97 461.28	1.12 % 312.64	A1 / AA- A+	3.79 3.62
24422ETL3	John Deere Capital Corp Note 2.65% Due 1/6/2022	125,000.00	07/27/2017 2.15 %	127,605.00 127,407.21	100.92 2.41 %	126,145.88 1,334.20	1.25 % (1,261.33)	A2 / A A	4.10 3.83
91159HHP8	US Bancorp Note 2.625% Due 1/24/2022	60,000.00	01/19/2017 2.66 %	59,896.80 59,914.38	100.77 2.43 %	60,461.58 555.63	0.60 % 547.20	A1 / A+ AA	4.15 3.88
Total US Corporate		2,600,000.00	1.81 %	2,600,326.30 2,603,037.57	1.91 %	2,599,184.26 11,813.67	25.67 % (3,853.31)	A1 / A+ A+	1.54 1.47
US TREASURY									
912828ST8	US Treasury Note 1.25% Due 4/30/2019	200,000.00	01/23/2015 1.22 %	200,242.86 200,080.43	99.30 1.75 %	198,601.60 214.09	1.95 % (1,478.83)	Aaa / AA+ AAA	1.41 1.40
912828R85	US Treasury Note 0.875% Due 6/15/2019	160,000.00	07/28/2016 0.82 %	160,250.54 160,133.73	98.66 1.76 %	157,856.32 646.45	1.56 % (2,277.41)	Aaa / AA+ AAA	1.54 1.51
912828TH3	US Treasury Note 0.875% Due 7/31/2019	200,000.00	03/30/2015 1.30 %	196,414.73 198,625.23	98.56 1.76 %	197,117.20 584.92	1.94 % (1,508.03)	Aaa / AA+ AAA	1.67 1.64
912828VF4	US Treasury Note 1.375% Due 5/31/2020	200,000.00	07/10/2015 1.62 %	197,742.86 198,846.13	98.82 1.86 %	197,632.80 7.55	1.94 % (1,213.33)	Aaa / AA+ AAA	2.50 2.44
912828L99	US Treasury Note 1.375% Due 10/31/2020	180,000.00	11/23/2015 1.71 %	177,181.07 178,334.91	98.48 1.91 %	177,264.90 211.95	1.74 % (1,070.01)	Aaa / AA+ AAA	2.92 2.84
912828N89	US Treasury Note 1.375% Due 1/31/2021	155,000.00	03/09/2016 1.40 %	154,849.15 154,902.33	98.21 1.96 %	152,232.94 712.35	1.50 % (2,669.39)	Aaa / AA+ AAA	3.17 3.07
912828B90	US Treasury Note 2% Due 2/28/2021	180,000.00	04/26/2016 1.40 %	185,056.07 183,390.74	100.12 1.96 %	180,210.96 914.92	1.78 % (3,179.78)	Aaa / AA+ AAA	3.25 3.12
912828P87	US Treasury Note 1.125% Due 2/28/2021	200,000.00	12/29/2016 1.86 %	194,125.67 195,426.36	97.36 1.97 %	194,711.00 571.82	1.92 % (715.36)	Aaa / AA+ AAA	3.25 3.16
912828Q37	US Treasury Note 1.25% Due 3/31/2021	210,000.00	12/13/2016 1.81 %	205,136.25 206,228.11	97.64 1.98 %	205,053.45 447.12	2.02 % (1,174.66)	Aaa / AA+ AAA	3.33 3.23



CUSIP	Security Description	Par Value/Units	Purchase Date Book Yield	Cost Value Book Value	Mkt Price Mkt YTM	Market Value Accrued Int.	% of Port. Gain/Loss	Moody/S&P Fitch	Maturity Duration
US TREASURY									
912828T34	US Treasury Note 1.125% Due 9/30/2021	185,000.00	11/09/2016 1.48 %	181,871.52 182,548.04	96.61 2.05 %	178,734.61 354.50	1.76 % (3,813.43)	Aaa / AA+ AAA	3.84 3.72
912828J43	US Treasury Note 1.75% Due 2/28/2022	215,000.00	03/13/2017 2.14 %	211,112.24 211,672.54	98.69 2.07 %	212,186.51 956.22	2.10 % 513.97	Aaa / AA+ AAA	4.25 4.05
912828XR6	US Treasury Note 1.75% Due 5/31/2022	205,000.00	07/27/2017 1.84 %	204,103.81 204,166.26	98.43 2.12 %	201,788.88 9.86	1.98 % (2,377.38)	Aaa / AA+ AAA	4.50 4.30
9128282P4	US Treasury Note 1.875% Due 7/31/2022	200,000.00	09/28/2017 1.90 %	199,805.36 199,812.30	98.85 2.13 %	197,703.20 1,253.40	1.96 % (2,109.10)	Aaa / AA+ AAA	4.67 4.42
Total US Treasury		2,490,000.00	1.60 %	2,467,892.13 2,474,167.11	1.95 %	2,451,094.37 6,885.15	24.16 % (23,072.74)	Aaa / AA+ AAA	3.13 3.02
TOTAL PORTFOLIO		10,226,635.51	1.67 %	10,192,879.26 10,206,995.10	1.91 %	10,136,665.73 36,349.13	100.00 % (70,329.37)	Aa1 / AA AAA	2.55 2.41
TOTAL MARKET VALUE PLUS ACCRUED						10,173,014.86			



Transaction Type	Settlement Date	CUSIP	Quantity	Security Description	Price	Acq/Disp Yield	Amount	Interest Pur/Sold	Total Amount	Gain/Loss
ACQUISITIONS										
Purchase	11/01/2017	31846V203	48.53	First American Govt Obligation Fund	1.000	0.63 %	48.53	0.00	48.53	0.00
Purchase	11/03/2017	31846V203	1,937.50	First American Govt Obligation Fund	1.000	0.63 %	1,937.50	0.00	1,937.50	0.00
Purchase	11/06/2017	31846V203	1,125.00	First American Govt Obligation Fund	1.000	0.63 %	1,125.00	0.00	1,125.00	0.00
Purchase	11/07/2017	31846V203	843.75	First American Govt Obligation Fund	1.000	0.63 %	843.75	0.00	843.75	0.00
Purchase	11/08/2017	06538CCD1	205,000.00	Bank of Tokyo Mitsubishi NY Discount CP 1.45% Due 3/13/2018	99.497	1.48 %	203,967.88	0.00	203,967.88	0.00
Purchase	11/08/2017	31846V203	205,000.00	First American Govt Obligation Fund	1.000	0.63 %	205,000.00	0.00	205,000.00	0.00
Purchase	11/15/2017	31846V203	56.25	First American Govt Obligation Fund	1.000	0.63 %	56.25	0.00	56.25	0.00
Purchase	11/15/2017	31846V203	39.75	First American Govt Obligation Fund	1.000	0.63 %	39.75	0.00	39.75	0.00
Purchase	11/15/2017	31846V203	30.33	First American Govt Obligation Fund	1.000	0.63 %	30.33	0.00	30.33	0.00
Purchase	11/15/2017	31846V203	4,383.22	First American Govt Obligation Fund	1.000	0.63 %	4,383.22	0.00	4,383.22	0.00
Purchase	11/15/2017	31846V203	144.83	First American Govt Obligation Fund	1.000	0.63 %	144.83	0.00	144.83	0.00
Purchase	11/15/2017	31846V203	5,739.16	First American Govt Obligation Fund	1.000	0.63 %	5,739.16	0.00	5,739.16	0.00
Purchase	11/20/2017	31846V203	1,350.00	First American Govt Obligation Fund	1.000	0.63 %	1,350.00	0.00	1,350.00	0.00
Purchase	11/21/2017	31846V203	5,705.57	First American Govt Obligation Fund	1.000	0.63 %	5,705.57	0.00	5,705.57	0.00
Purchase	11/29/2017	31846V203	1,875.00	First American Govt Obligation Fund	1.000	0.63 %	1,875.00	0.00	1,875.00	0.00
Purchase	11/30/2017	31846V203	4,668.75	First American Govt Obligation Fund	1.000	0.68 %	4,668.75	0.00	4,668.75	0.00
	Subtotal		437,947.64				436,915.52	0.00	436,915.52	0.00
Short Sale	11/08/2017	31846V203	-203,967.88	First American Govt Obligation Fund	1.000		-203,967.88	0.00	-203,967.88	0.00
	Subtotal		-203,967.88				-203,967.88	0.00	-203,967.88	0.00
TOTAL ACQUISITIONS			233,979.76				232,947.64	0.00	232,947.64	0.00
DISPOSITIONS										
Closing Purchase	11/08/2017	31846V203	-203,967.88	First American Govt Obligation Fund	1.000		-203,967.88	0.00	-203,967.88	0.00
	Subtotal		-203,967.88				-203,967.88	0.00	-203,967.88	0.00
Sale	11/08/2017	31846V203	203,967.88	First American Govt Obligation Fund	1.000	0.63 %	203,967.88	0.00	203,967.88	0.00
	Subtotal		203,967.88				203,967.88	0.00	203,967.88	0.00



Transaction Type	Settlement Date	CUSIP	Quantity	Security Description	Price	Acq/Disp Yield	Amount	Interest Pur/Sold	Total Amount	Gain/Loss
DISPOSITIONS										
Paydown	11/15/2017	47787XAB3	0.00	John Deere Owner Trust 2017-A A2 1.5% Due 10/15/2019	100.000		0.00	56.25	56.25	0.00
Paydown	11/15/2017	47788BAB0	0.00	John Deere Owner Trust 2017-B A2A 1.59% Due 4/15/2020	100.000		0.00	39.75	39.75	0.00
Paydown	11/15/2017	47788BAD6	0.00	John Deere Owner Trust 2017-B A3 1.82% Due 10/15/2021	100.000		0.00	30.33	30.33	0.00
Paydown	11/15/2017	89236WAC2	4,362.36	Toyota Auto Receivables Owner 2015-A 1.12% Due 2/15/2019	100.000		4,362.36	20.86	4,383.22	0.00
Paydown	11/15/2017	89237RAB4	0.00	Toyota Auto Receivable 2017-C A2A 1.58% Due 7/15/2020	100.000		0.00	144.83	144.83	0.00
Paydown	11/15/2017	89238MAB4	5,662.24	Toyota Auto Receivables Owner 2017-A 1.42% Due 9/16/2019	100.000		5,662.24	76.92	5,739.16	0.00
Paydown	11/21/2017	43813NAC0	5,678.62	Honda Auto Receivables 2015-2 A3 1.04% Due 2/21/2019	100.000		5,678.62	26.95	5,705.57	0.00
		Subtotal	15,703.22				15,703.22	395.89	16,099.11	0.00
Maturity	11/08/2017	06538BY80	205,000.00	Bank of Tokyo Mitsubishi NY Discount CP 1.33% Due 11/8/2017	99.542		205,000.00	0.00	205,000.00	0.00
		Subtotal	205,000.00				205,000.00	0.00	205,000.00	0.00
Security Withdrawal	11/03/2017	31846V203	1,020.29	First American Govt Obligation Fund	1.000		1,020.29	0.00	1,020.29	0.00
Security Withdrawal	11/27/2017	31846V203	104.17	First American Govt Obligation Fund	1.000		104.17	0.00	104.17	0.00
		Subtotal	1,124.46				1,124.46	0.00	1,124.46	0.00
TOTAL DISPOSITIONS			221,827.68				221,827.68	395.89	222,223.57	0.00
OTHER TRANSACTIONS										
Interest	11/03/2017	00440EAT4	125,000.00	ACE INA Holdings Inc Callable Note Cont 10/3/2020 2.3% Due 11/3/2020	0.000		1,437.50	0.00	1,437.50	0.00
Interest	11/03/2017	037833AJ9	100,000.00	Apple Inc Note 1% Due 5/3/2018	0.000		500.00	0.00	500.00	0.00
Interest	11/06/2017	3135G0K69	180,000.00	FNMA Note 1.25% Due 5/6/2021	0.000		1,125.00	0.00	1,125.00	0.00
Interest	11/07/2017	74005PBH6	135,000.00	Praxair Note 1.25% Due 11/7/2018	0.000		843.75	0.00	843.75	0.00



Transaction Type	Settlement Date	CUSIP	Quantity	Security Description	Price	Acq/Disp Yield	Amount	Interest Pur/Sold	Total Amount	Gain/Loss
OTHER TRANSACTIONS										
Interest	11/20/2017	747525AD5	120,000.00	Qualcomm Inc Note 2.25% Due 5/20/2020	0.000		1,350.00	0.00	1,350.00	0.00
Interest	11/29/2017	3130AABG2	200,000.00	FHLB Note 1.875% Due 11/29/2021	0.000		1,875.00	0.00	1,875.00	0.00
Interest	11/30/2017	3135G0F73	200,000.00	FNMA Note 1.5% Due 11/30/2020	0.000		1,500.00	0.00	1,500.00	0.00
Interest	11/30/2017	912828VF4	200,000.00	US Treasury Note 1.375% Due 5/31/2020	0.000		1,375.00	0.00	1,375.00	0.00
Interest	11/30/2017	912828XR6	205,000.00	US Treasury Note 1.75% Due 5/31/2022	0.000		1,793.75	0.00	1,793.75	0.00
	Subtotal		1,465,000.00				11,800.00	0.00	11,800.00	0.00
Dividend	11/01/2017	31846V203	96,031.06	First American Govt Obligation Fund	0.000		48.53	0.00	48.53	0.00
	Subtotal		96,031.06				48.53	0.00	48.53	0.00
TOTAL OTHER TRANSACTIONS			1,561,031.06				11,848.53	0.00	11,848.53	0.00



Staff Report/Memorandum

To: TVMWD Board of Directors
From: Richard W. Hansen, General Manager *RH*
Date: December 20, 2017
Subject: YTD District Budget Monthly Status Report

<input type="checkbox"/>	For Action	<input type="checkbox"/>	Fiscal Impact	<input type="checkbox"/>	Funds Budgeted
<input checked="" type="checkbox"/>	Information Only	<input type="checkbox"/>	Cost Estimate:	\$	

Discussion:

Attached for your review is the YTD District Budget Status Report for period ending November 30, 2017.

Revenues for the ***MWD RTS Standby Charge*** and ***Property Taxes*** will remain low until the first round of property tax payments are received in December.

The first of two payments for the ***MWD RTS Charge*** and the ***MWD Capacity Charge*** were billed by MWD in October. The remaining payments will be due in April 2018.

Due to the payment schedule for ***Professional Services*** and ***Membership Dues & Fees***, the YTD actuals are higher than expected. These line items are not expected to exceed budget.

THREE VALLEYS MUNICIPAL WATER DISTRICT				
DISTRICT BUDGET - FISCAL YEAR 2017-2018				
Month Ending November 30, 2017				
	2017-2018 YTD Actual	Annual Budget All Funds	2017-2018 Percent of Budget	2017-2018 Balance Remaining
REVENUES				
OPERATING REVENUES				
Water Sales	28,337,628	51,974,442	54.5%	23,636,814
MWD RTS Standby Charge	57,451	3,426,015	1.7%	3,368,564
MWD Capacity Charge Assessment	638,833	1,379,080	46.3%	740,247
TVMWD Fixed Charges	255,456	631,788	40.4%	376,332
Hydroelectric Revenue	6,822	84,324	8.1%	77,502
NON-OPERATING REVENUES				
Property Taxes	100,115	2,041,850	4.9%	1,941,735
Interest Income	77,936	130,929	59.5%	52,993
Notes Receivable - Principal	14,873	35,700	41.7%	20,827
Pumpback O&M/Reservoir #2 Reimbursement	6,981	20,000	34.9%	13,019
Grants and Other Revenue	5,338	21,918	24.4%	16,580
TOTAL REVENUES	29,501,433	59,746,046	49.4%	30,244,613
EXPENSES				
OPERATING EXPENSES				
MWD Water Purchases	25,099,689	45,418,246	55.3%	20,318,557
MWD RTS Standby Charge	1,649,603	3,426,015	48.1%	1,776,412
Staff Compensation	1,734,335	3,868,356	44.8%	2,134,021
MWD Capacity Charge	714,400	1,379,080	51.8%	664,680
Operations and Maintenance	467,871	1,230,637	38.0%	762,766
Professional Services	210,955	413,482	51.0%	202,527
Directors Compensation	101,191	301,330	33.6%	200,139
Communication and Conservation Programs	67,087	201,571	33.3%	134,484
Planning & Resources	21,096	145,047	14.5%	123,951
Membership Dues and Fees	78,851	120,804	65.3%	41,953
Hydroelectric Facilities	10,515	45,296	23.2%	34,781
Board Elections	-	-	0.0%	-
NON OPERATING EXPENSES				
Pumpback O&M/Reservoir #2 Expenses	841	20,000	4.2%	19,159
RESERVE EXPENSES				
Reserve Replenishment	-	766,272	0.0%	766,272
CAPITAL INVESTMENT				
Capital Repair & Replacement	507,803	1,752,046	29.0%	1,244,243
Capital Investment Program	87,432	2,907,249	3.0%	2,819,817
TOTAL EXPENSES	30,751,669	61,995,431	49.6%	31,243,762
NET INCOME (LOSS) BEFORE TRANSFERS	(1,250,236)	(2,249,385)		(999,149)
TRANSFER IN FROM DEBT RESERVES				-
TRANSFER FROM/(TO) CAPITAL RESERVES		(68,348)		(68,348)
TRANSFER IN FROM OPPORTUNITY RESERVE				-
TRANSFER IN FROM ENCUMBERED RESERVES	538,283	2,685,793		2,147,510
NET INCOME (LOSS) AFTER TRANSFERS	\$ (711,953)	\$ 368,060		\$ 1,080,013

***This budget is prepared on a modified cash-basis of accounting, which is a basis of accounting other than generally accepted accounting principles (GAAP).*



Staff Report/Memorandum

To: TVMWD Board of Directors
From: Richard W. Hansen, General Manager *RH*
Date: December 20, 2017
Subject: Warrant Summary Disbursements

<input checked="" type="checkbox"/> For Action	<input type="checkbox"/> Fiscal Impact	<input checked="" type="checkbox"/> Funds Budgeted
<input type="checkbox"/> Information Only	<input type="checkbox"/> Cost Estimate:	\$ 5,725,050.14

Requested Action:

Receive and file the Warrant Summary (Disbursements) for the period ending November 30, 2017 as presented.

Discussion:

The monthly disbursements list is provided for your information.

General checks 47516 through 47624 totaling \$324,734.44 are listed on pages 1 to 5.

MWD September water invoice totaling \$5,167,399.20 is listed on page 5.

Wire transfers for taxing agencies and PERS totaling \$82,206.13 are listed on pages 5 to 6.

Total payroll checks 11464 through 11517 totaling \$150,710.37 are listed on page 6.

Bank of the West invoice detail is listed on page 7.

Chase Card Services invoice detail is listed on page 7.



THREE VALLEYS MUNICIPAL WATER DISTRICT
 Warrant List
 November 2017
 General Checks 47516 through 47624
 Payroll Wire Transfer 2426 through 2439
 Payroll Checks 11464 through 11517

Item C

Check Number	Vendor	Description	Paid Amount
47516	AAA PORTABLE RESTROOM CO.	SOLAR CUP 2018 BOAT BUILDING WORKSHOPS - PORTABLE RESTROOMS (REIMBURSED BY MWD)	600.00
47517	AVS SYSTEMS	PTZ CAMERA/MOUNTING BRACKET INSTALL	1,727.71
47518	CAPITOL ENQUIRY	2018 STAFF INDEX/POCKET DIRECTORIES OF CA LEGISLATIVE/PROFILE EDITION	729.93
47519	CLS LANDSCAPE MANAGEMENT	LANDSCAPE MAINT - SPRINKLER INSTALL	111.36
47520	COHN, ELIZABETH M.	10/22-25/17 CALPERS EDUCATIONAL FORUM MILEAGE/EXPENSES	102.62
47521	CALIFORNIA PARTY RENT	SOLAR CUP 2018 BOAT BUILDING WORKSHOP - TENTS/TABLES/CHAIRS (REIMBURSED BY MWD)	5,716.50
47522	EDISON	MIRAMAR/WILLIAMS/FULTON/PM-26/SCADA/PUMPBACK - OCT	1,018.30
47523	FAULK, GEORGE	RETIREE HEALTH BENEFITS - NOV	341.29
47524	FRISCH ENGINEERING, INC.	WILLIAMS/FULTON HYDROS ANALYSIS & SWITCHBOARD - ELECTRICAL DESIGN - SEPT	5,573.02
47525	GOVINVEST INC.	ACTUARIAL SVCS - SOFTWARE CALCULATOR/GASB 68 REPORTS-PENSION IMPLEMENTATION FEE	3,500.00
47526	HACIENDA/LA PUENTE UNIFIED SCHOOL	10/17/17 PROJECT WET WORKSHOP - SUBSTITUTE TEACHER	171.89
47527	HARBOR FREIGHT TOOLS	FACE SHIELD/GLOVES/SAFETY GLASSES/BRUSHES/MACHETE/WRECKING BARS/MEMBERSHIP DUES	293.34
47528	IEH-BIOVIR LABORATORIES	MICROSCOPIC PARTICULATE ANALYSIS - GIARDIA SPECIES/CRYPTOSPORIDIUM	440.00
47529	JAN-PRO CLEANING SYS OF SO CA	JANITORIAL SERVICE - NOV	545.00
47530	KRIEZEL, BETTY	RETIREE HEALTH BENEFITS FOR NOV	106.00
47531	LAREZ, MARY PAT	RETIREE HEALTH BENEFITS FOR NOV	106.00
47532	LARRY BURKE ENTERPRISES DBA	BATTERIES	107.16
47533	OFFICE DEPOT	POST-IT NOTES/DESK PAD CALENDAR/LEGAL FOLDERS/POINTER/RECEIVED STAMP	144.85
47534	POLYDYNE, INC	CLARIFLOC	2,300.00
47535	PRIME SYSTEMS IND AUTOMATION	SCADA PROGRAMMING/MATERIALS/DDW MONTHLY REPORT/WILLIAMS/FULTON HYDROS PROJECT	32,932.56
47536	SAM'S CLUB	MEMBERSHIP DUES (REIMBURSED)	250.00
47537	SAN GABRIEL VALLEY CO OF GOVTS	10/25/17 GENERAL ASSEMBLY - HORAN	50.00
47538	TELEPACIFIC COMMUNICATIONS	TELEPHONE SERVICE 10/16/17 - 11/15/17	1,491.45
47539	TUNQUE, DOMINGO	RETIREE HEALTH BENEFITS FOR NOV	134.00
47540	UNIVAR USA INC	LIQUID CHLORINE	1,984.98



THREE VALLEYS MUNICIPAL WATER DISTRICT
Warrant List
November 2017
General Checks 47516 through 47624
Payroll Wire Transfer 2426 through 2439
Payroll Checks 11464 through 11517

Item C

Check Number	Vendor	Description	Paid Amount
47541	AZUSA LIGHT & WATER	ELECTRIC UTILITY - 9/13/17 TO 10/16/17	34.91
47542	EDESIGNC INC.	STRUCTURAL CARPORTS DESIGN SERVICES THROUGH SEPT 30, 2017	1,250.00
47543	HARPER & ASSOCIATES ENGRG, INC	ENGINEERING SERVICES FOR EVALUATION OF THE FULTON CONCRETE RESERVOIR	3,570.00
47544	JCI JONES CHEMICALS, INC.	CHLORINE	5,437.76
47545	SOUTH COAST MEDIA SVC	OUTREACH AD	564.00
47546	POMONA UNIFIED SCHOOL DISTRICT	10/17/17 PROJECT WET WORKSHOP - SUBSTITUTE TEACHER	188.45
47547	SGV WATER ASSOCIATION	11/8/17 ANNUAL MEETING - HANSEN	30.00
47548	ENGRAVE 'N EMBROIDER THINGS	PROMOTIONAL ITEMS	4,121.98
47549	AVS SYSTEMS	HD IP CAMERAS/SOFTWARE INSTALL AT AMMONIA/CHLORINE BLDG.	6,974.68
47550	BRUNICK, MCELHANEY & KENNEDY	LEGAL FEES - OCT	7,029.00
47551	DE LAGE LANDEN FIN SVCS, INC.	POSTAGE METER LEASING CHARGES 10/15/17 - 11/14/17	98.07
47552	EDISON	MIRAMAR - OCT	9,671.23
47553	FEDEX	SHIPPING OF LAB SAMPLES FOR TESTING	202.39
47554	FORD OF UPLAND, INC.	OIL & FILTER CHANGE/MULTI-POINT INSPECTION & TIRE ROTATION	101.06
47555	HALCYON ELECTRIC, INC.	WILLIAMS/FULTON HYDROS ELECTRICAL IMPROVEMENT-GENERATOR CONTROLS INSTALL/MANUALS	12,587.50
47556	IMPERIAL SPRINKLER SUPPLY, INC	SPRAY TO DRIP CONVERSION KITS (PARTIALLY REIMBURSED BY MWD)	1,368.76
47557	KEMIRA WATER SOLUTIONS, INC.	PAX-XL19	12,015.00
47558	LINCOLN FINANCIAL GROUP	401A DEFRD: NOVEMBER 3 PAYROLL	200.00
47559	LINCOLN LIFE, EMPL SVCS(5H-26)	457 DEFRD: NOVEMBER 3 PAYROLL	9,400.00
47560	SMART ENERGY SYSTEMS LLC	SMW IMPLEMENTATION FEE	2,500.00
47561	TIME WARNER CABLE	BROADBAND SERVICES - WILLIAMS/PLANT 2/FULTON 10/9/17 - 11/20/17	239.97
47562	VERIZON WIRELESS	CELLULAR & IPAD SERVICES/MOBILE BROADBAND 10/26/17 - 11/25/17	337.60
47563	HACH COMPANY	PORTABLE ANALYZER/CHLORINE REAGENT SETS/NITROGEN-NITRATE SETS/PIPET TIPS/CABLE	610.07
47564	LOWE'S	SPRINKLERS/PVC COUPLING FITTINGS/AUDIO CONNECTORS/GLOVES/PAINT/ACRYLIC SHEET	361.98



THREE VALLEYS MUNICIPAL WATER DISTRICT

Warrant List

November 2017

General Checks 47516 through 47624

Payroll Wire Transfer 2426 through 2439

Payroll Checks 11464 through 11517

Item C

Check Number	Vendor	Description	Paid Amount
47565	BANK OF THE WEST	BANK OF THE WEST INVOICE DETAIL - LAST PAGE	10,847.16
47566	CHEF DAVE'S CATERING	11/14/17 MEETING EXPENSE	466.00
47567	EDISON	WILLIAMS/FULTON - OCT	286.78
47568	SCWUA	11/16/17 LUNCHEON MEETING - GOYTIA, BOWCOCK, RUZICKA, HAHN	120.00
47569	SWRCB-DWOCP	D3 CERTIFICATION RENEWAL - NELSON	90.00
47570	WEX BANK	FUEL 10/1/17 - 10/31/17	1,083.06
47571	AVS SYSTEMS	HD IP CAMERA INSTALL AT LIQUID CHEM BLDG	1,949.19
47572	CANNON CORPORATION	RESERVOIR PUMP STATION PRELIMINARY DESIGN THROUGH OCT 31, 2017	300.00
47573	CHASE CARD SERVICES	CHASE CARD SERVICES INVOICE DETAIL - LAST PAGE	6,420.97
47574	CITY OF CLAREMONT	SPECIAL BUILDING & CONSTRUCTION WASTE PICKUP	42.27
47575	LORENZ, ANA	TURF REMOVAL PROGRAM (REIMBURSED BY CITY OF LA VERNE)	2,000.00
47576	SAM'S CLUB	OFFICE/MEETING/MWD INSPECTION TRIP SUPPLIES	466.30
47577	DATA BUSINESS SYSTEMS INC	W-2/1099-MISC FORMS & ENVELOPES	131.80
47578	EDISON	MIRAMAR - OCT	241.45
47579	OFFICE DEPOT	MULTI-FOLD PAPER TOWELS/BATHROOM TISSUE PAPER/PENS/CAN LINERS/PACKING TAPE	244.26
47580	ROWLAND UNIFIED SCHOOL DIST.	10/17/17 PROJECT WET WORKSHOP - SUBSTITUTE TEACHERS	910.53
47581	WILLDAN FINANCIAL SERVICES	WATER STANDBY CHARGE ASSESSMENT DISTRICT ADMINISTRATION FY 2017/18	4,990.00
47582	ACWA/JPIA	ACWA EMPLOYEE BENEFITS - DECEMBER 2017	41,619.13
47583	AFLAC	AFLAC SUPP. INS: NOVEMBER 2017 (EMPLOYEE PAYROLL DEDUCTION)	806.50
47584	CANON FINANCIAL SERVICES, INC.	COPY MACHINE LEASE - NOV	1,450.87
47585	CITY OF CLAREMONT	REFUSE PICKUP/STREET SWEEPING - OCT	228.71
47586	CLS LANDSCAPE MANAGEMENT	LANDSCAPE MAINTENANCE - NOV	2,965.00
47587	EMPLOYER'S INFOSOURCE	NEW EMPLOYEES BACKGROUND VERIFICATION REPORTS	140.50
47588	EUROFINS EATON ANALYTICAL	LABORATORY TESTING - WATER SUITABILITY/METALS	397.00
47589	HOUSE, LON W.	WILLIAMS/FULTON GENERATION OPTIONS ANALYSIS	1,198.75



THREE VALLEYS MUNICIPAL WATER DISTRICT
Warrant List
November 2017
General Checks 47516 through 47624
Payroll Wire Transfer 2426 through 2439
Payroll Checks 11464 through 11517

Item C

Check Number	Vendor	Description	Paid Amount
47590	INLAND VALLEY DAILY BULLETIN	NOTICE OF AVAILABILITY/INTENT TO ADOPT AN INITIAL STUDY GRAND AVE. WELL	559.40
47591	INTERFACE SECURITY SYSTEMS LLC	EOC WIRELESS BROADBAND SERVICE 12/1/17 - 12/31/17	134.88
47592	LINCOLN FINANCIAL GROUP	401A DEFRD: NOVEMBER 17 PAYROLL	200.00
47593	LINCOLN LIFE, EMPL SVCS(5H-26)	457 DEFRD: NOVEMBER 17 PAYROLL	9,400.00
47594	MICHAEL J ARNOLD & ASSOC, INC.	LEGISLATIVE CONSULTANT NOV/OCT EXPENSES	6,084.49
47595	R & B AUTOMATION, INC.	ACTUATOR INSTALL AT CIC CONNECTION	15,384.13
47596	REGLN CHAMBER OF COMMERCE SGV	9/14/17 HR SEMINAR SERIES-GOYTIA,MENDOZA,HORAN-10/23/17 LEGISLATIVE POWER-HORAN	80.00
47597	RELIANCE STANDARD LIFE INS.	LT DISAB: NOVEMBER 2017	1,023.70
47598	S.G. VALLEY NEWSPAPER GROUP	NOTICE OF AVAILABILITY/INTENT TO ADOPT AN INITIAL STUDY GRAND AVE. WELL	567.52
47599	SEMA, INC.	FREIGHT CHARGES FOR TONERS	27.50
47600	SGV ECONOMIC PARTNERSHIP	LEADER LEVEL MEMBERSHIP DUES	20,000.00
47601	TERRAZAS, CHARLES	CARPORIT REPLACEMENT PROJECT RENDERINGS	1,200.00
47602	THOMAS HARDER & CO.	GRAND AVE WELL - ENGR DESIGN/ANALYSIS/CONSTRUCTION MGMT/INSPECTION	6,420.93
47603	ULINE	TRASH LINERS	64.52
47604	UNDERGROUND SERVICE ALERT	DIGALERT TICKETS - OCT	56.20
47605	DELT BUILDERS	ADMIN BLDG IMPROVEMENTS - BREAKROOM RETENTION	20,509.10
47606	FREMONT ACADEMY ENG & DESIGN	SOLAR CUP 2018 SPONSORSHIP (50% REIMBURSED BY CITY OF POMONA)	2,500.00
47607	FRISCH ENGINEERING, INC.	WILLIAMS/FULTON HYDROS ANALYSIS & SWITCHBOARD - ELECTRICAL DESIGN - OCT	3,396.75
47608	FRONTIER	DSL FOR SCADA 11/10/17 - 12/9/17	91.98
47609	GANESHA HIGH SCHOOL	SOLAR CUP 2018 SPONSORSHIP (50% REIMBURSED BY CITY OF POMONA)	2,500.00
47610	HACH COMPANY	NITRITE CHEMKEYS REAGENTS/BUFFER SOLUTIONS/AMMONIA MONOCHLORAMINE ACIDIC WASH	214.60
47611	IEH-BIOVIR LABORATORIES	MICROSCOPIC PARTICULATE ANALYSIS - GIARDIA SPECIES/CRYPTOSPORIDIUM	440.00
47612	LINCOLN LIFE, EMPL SVCS(5H-26)	457 DEFRD: BOARD-NOVEMBER 2017	3,923.49
47613	LSL CPAS	2017 DISTRICT AUDIT ENGAGEMENT FINAL	2,326.00



THREE VALLEYS MUNICIPAL WATER DISTRICT
 Warrant List
 November 2017
 General Checks 47516 through 47624
 Payroll Wire Transfer 2426 through 2439
 Payroll Checks 11464 through 11517

Item C

Check Number	Vendor	Description	Paid Amount
47614	OFFICE DEPOT	MEMO NOTEBOOKS/PANEL WALL CLIPS/BINDERS/CLIPBOARDS	120.22
47615	SWRCB-DWOCP	D5 CERTIFICATION RENEWAL - HANSEN	105.00
47616	SYNCB/AMAZON	SPEAKERS/WINTER COATS/ICE PACKS/ADHESIVE/LOG BOOK/LED LIGHTS BAR/TRASH BIN CANS	2,793.52
47617	TELEPACIFIC COMMUNICATIONS	TELEPHONE SERVICE 11/16/17 - 12/15/17	1,491.45
47618	LA REGISTRAR-RECORDER/CO CLERK	QUITCLAIM DEED RECORDING FEE FOR MONITORING WELL AT BASELINE RD & WILEY CT.	34.00
47619	AZUSA LIGHT & WATER	ELECTRIC UTILITY - 10/16/17 TO 11/8/17	15.20
47620	COHN, ELIZABETH M.	11/29/17 CALPERS TRAINING MILEAGE/EXPENSE	24.47
47621	EDISON	MIRAMAR - NOV	62.59
47622	HOME DEPOT CREDIT SERVICES	SALT	714.90
47623	INTEGRITY MUN. SVCS, LLC	SCRUBBERS - ANNUAL SERVICE INSPECTION/AMMONIA VAPOR ADSORBER MEDIA REPLACEMENT	3,154.50
47624	NTENSETEES	PATCHES SEWN ON JACKETS	344.80
TOTAL AMOUNT OF CHECKS LISTED			\$ 324,734.44
12770	METROPOLITAN WATER DISTRICT	SEPTEMBER 2017 MWD WATER INVOICE	5,167,399.20
TOTAL AMOUNT OF WIRE TRANSFERS			\$ 5,167,399.20
2426	FEDERAL TAX PAYMENT	FED TAX: NOVEMBER 3 PAYROLL	14,548.63
2427	WAGeworks	HEALTH SAVINGS ACCT: NOVEMBER 3 PAYROLL	894.57
2428	PUBLIC EMPLOYEES RETIREMENT SY	PERS CONTR: NOVEMBER 3 PAYROLL	15,704.15
2429	STATE TAX PAYMENT	STATE TAX: NOVEMBER 3 PAYROLL	4,613.49
2430	CALPERS-457 PLAN	PERS-457 DEFERRED COMP: NOVEMBER 3 PAYROLL	2,621.39
2431	FEDERAL TAX PAYMENT	FED TAX: BOARD-NOVEMBER 2017	1,537.95
2432	WAGeworks	HEALTH SAVINGS ACCT: BOARD-NOVEMBER 2017	495.83
2433	STATE TAX PAYMENT	STATE TAX: BOARD-NOVEMBER 2017	595.62
2434	CALPERS-457 PLAN	PERS-457 DEFERRED COMP: BOARD-NOVEMBER 2017	435.00



THREE VALLEYS MUNICIPAL WATER DISTRICT
 Warrant List
 November 2017
 General Checks 47516 through 47624
 Payroll Wire Transfer 2426 through 2439
 Payroll Checks 11464 through 11517

Item C

Check Number	Vendor	Description	Paid Amount
2435	FEDERAL TAX PAYMENT	FED TAX: NOVEMBER 17 PAYROLL	16,022.28
2436	WAGeworks	HEALTH SAVINGS ACCT: NOVEMBER 17 PAYROLL	894.57
2437	PUBLIC EMPLOYEES RETIREMENT SY	PERS CONTR: NOVEMBER 17 PAYROLL	16,264.53
2438	STATE TAX PAYMENT	STATE TAX: NOVEMBER 17 PAYROLL	5,118.12
2439	CALPERS-457 PLAN	PERS-457 DEFERRED COMP: NOVEMBER 17 PAYROLL	2,460.00
TOTAL AMOUNT OF PAYROLL WIRE TRANSFERS LISTED			\$ 82,206.13

PAYROLL SUMMARY

Check# 11464 - 11517

TOTAL AMOUNT OF PAYROLL CHECKS LISTED	\$ 150,710.37
--	----------------------

TOTAL November 2017 CASH DISBURSEMENTS	\$ 5,725,050.14
---	------------------------



THREE VALLEYS MUNICIPAL WATER DISTRICT
 Warrant List
 November 2017
 Bank of the West Invoice Detail Check 47565
 Chase Card Services Invoice Detail Check 47573

Item C

Check Number	Vendor	Description	Paid Amount
47565	ACCENT COMPUTER SOLUTIONS, INC.	IT SERVICES - OCTOBER/PROTECH BACKUP/365 BUSINESS ESSENTIALS	3,865.85
47565	AIRGAS SPECIALTY PRODUCTS	AMMONIA	2,402.10
47565	CLINICAL LABORATORY OF SB, INC.	LABORATORY TESTING - AUG/SEPT	2,770.00
47565	GROUND CONTROL SYSTEMS, INC.	IDIRECT EMERGENCY RESPONDER SERVICES FEE - SEPT	279.00
47565	TRUESDAIL LABORATORIES, INC.	LABORATORY TESTING FOR THMS	920.00
47565	VWR INTERNATIONAL INC.	RAGS/BUFFER SOLUTIONS	82.66
47565	WESTERN WATER WORKS SUPPLY CO.	SADDLE MOUNT/METER WRENCH	527.55
TOTAL AMOUNT OF BANK OF THE WEST INVOICE			\$10,847.16
47573	AMERICAN FLAG & BANNER CO.	WIND SOCKS	169.15
47573	CA-NV AWWA	10/31/17 - 11/1/17 T1 & T2 REVIEW - MENDOZA	285.00
47573	CARHARTT	WINTER COATS	391.95
47573	DOLLAR TREE	PROJECT WET TEACHER WORKSHOP SUPPLIES/RAFFLE PRIZES	102.93
47573	INDUSTRY MANUFACTURERS COUNCIL	10/3/17 MANAGEMENT OPERATIONS - DE JESUS 11/3/17 LEGISLATIVE UPDATE - DE JESUS, MENDOZA	90.00
47573	IIMC	2018 MEMBERSHIP DUES - HAHN	260.00
47573	MICHAELS	OFFICE DECORATIONS	80.99
47573	MISCELLANEOUS VENDORS	EVENTS REGISTRATIONS & EXPENSES - OCT	3,415.43
47573	REGIONAL CHAMBER OF COMMERCE	10/23/17 LEGISLATIVE POWER LUNCHEON - GOYTIA	50.00
47573	SIBER SYSTEMS INC.	ANNUAL ROBOFORM PASSWORD SUBSCRIPTIONS - COHN, ROMERO	39.90
47573	THE NELAC INSTITUTE	SMALL LAB TNI STANDARD IMPLEMENTATION SERIES WEBINARS - OPERATIONS	350.00
47573	THE STUDIO	PATCHES	132.57
47573	THERMO FISHER SCIENTIFIC LLC	CHEMICAL SYRINGE WITH CLEANINGSOL	116.30
47573	TRANSPORTATION CONNECTION INC.	10/6/17 CTEC FIELD TRIP BUS DRIVER GRATUITY	125.00
47573	TROPHYKITS.COM	WALL FRAMES	631.00
47573	WEBSTAUANTSTORE	TABLE COVERS	180.75
TOTAL AMOUNT OF CHASE CARD SERVICES INVOICE			\$ 6,420.97



**Tier 1 Balance (in Acre-Feet)
Calendar Year 2017
(through November 2017)**

Agency	Tier 1 Allocation	Usage		Balance
		Direct	Spreading	
Boy Scouts of America	36	19.8	0.0	15.8
Cal Poly Pomona	269	115.9	0.0	153.1
Covina, City of *	1,568	1,541.9	0.0	26.1
Glendora, City of *	4,101	0.1	0.0	4,101.2
Golden State Water Company *	15,714	12,913.0	0.0	2,800.9
La Verne, City of	8,026	5,001.6	0.0	3,024.7
Mt San Antonio College	699	194.8	0.0	504.2
Pomona, City of *	7,052	6,163.4	0.0	888.8
Rowland Water District *	14,741	8,201.6	0.0	6,539.3
Suburban Water Systems *	1,961	1,786.9	0.0	174.1
Three Valleys MWD	NA		0.0	NA
Valencia Heights Water Co *	464	560.8	0.0	-96.8
Walnut Valley Water District *	26,057	16,646.3	0.0	9,410.4

* Deliveries to JWL are assigned to Pomona, RWD, and WVWD.

Deliveries to PM-24 are assigned to Suburban, VHWC, and WVWD.

Deliveries to CIC are assigned to Covina, Glendora, GSWC, SWS, and VHWC.

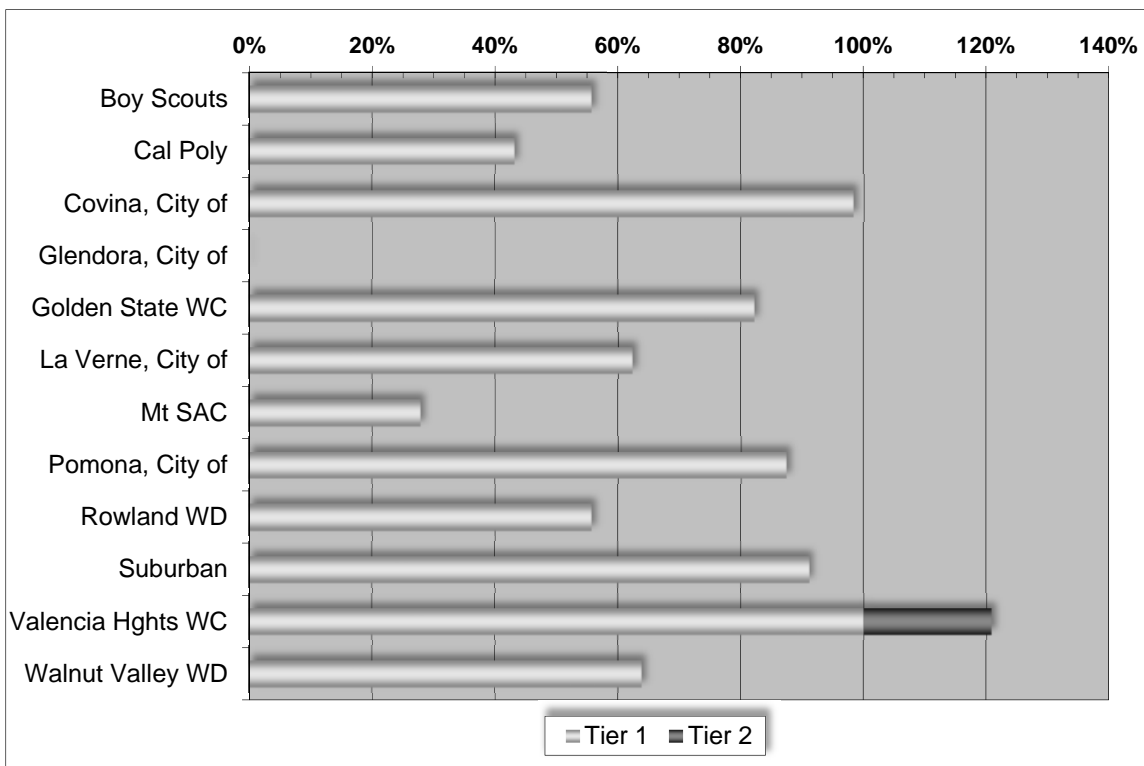
Quantities apportioned to above agencies are preliminary based on available data.

TVMWD Tier 1 Allowable = 80,688

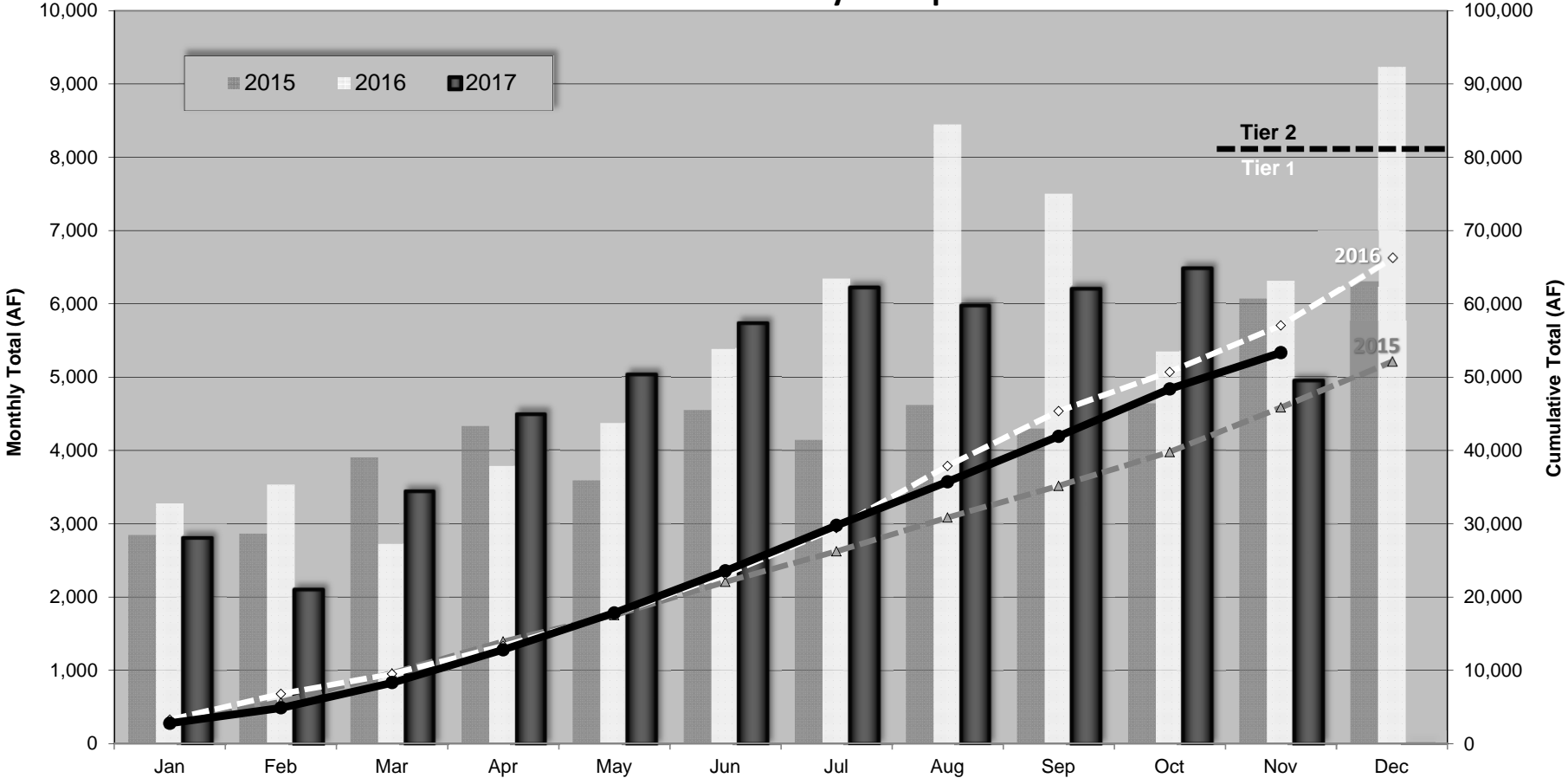
MWD Tier 1 Deliveries = 53,350

TVMWD Tier 1 Balance = 27,338

Overage by Individual Agencies -96.8



TVMWD Firm Water Purchases 3-yr Comparison



2017 Firm Water Usage (AF)													
Direct Delivery	2,795.7	2,094.1	3,434.8	4,490.3	5,028.3	5,723.6	6,209.7	5,965.6	6,195.0	6,471.3	4,942.2	0.0	53,350.5
Spreading Delivery	0.0	0.0	0.0	0.0	0.0	0.0	0.0	0.0	0.0	0.0	0.0	0.0	0.0
Total	2,795.7	2,094.1	3,434.8	4,490.3	5,028.3	5,723.6	6,209.7	5,965.6	6,195.0	6,471.3	4,942.2	0.0	53,350.5

**Three Valleys Municipal Water District
Miramar Operations Report**

NOVEMBER 2017

Water Quality

The treatment plant produced treated water that met or exceeded state and federal drinking water standards.

Water quality data for the month of November (results of the combined filter effluent)

		Units	Results	Limits	
Turbidity	TU	NTU	0.04	0.3	<i>Results should be less than limits to comply</i>
Total Dissolved Solids	TDS	mg/l	200	500	
Total Trihalomethanes	TTHM	µg/l	28.7-30.4	80	<i>Ranges from 4 distribution locations (Sep results)</i>
Haloacetic Acids	HAA	µg/l	11.4-12.2	60	
Total Organic Carbon	TOC	Units RAA Ratio	0.97	Minimum Limit 1.00	<i>* RAA Results should be greater than minimum limit to comply</i>

Reportable violations made to SWRCB: **NONE**

**RAA - Running Annual Average*

Monthly Plant Production

		Capacity	Monthly %
Potable water produced from Miramar Plant	925.3 AF	1785.1 AF	51.8%

Monthly Well Production

	Days in service		Same month prior year	Days in service
Well #1	30	37.5 AF	29.1 AF	30
Well #2	30	75.7 AF	52.3 AF	30
Total monthly Well production		113.2 AF	81.4 AF	

Monthly Sales

La Verne	432.7 AF	41.7%
GSWC (Claremont)	509.1	49.0%
GSWC (San Dimas)	96.6	9.3%
PWR-JWL	0.0	0.0%
TVMWD Admin	0.0	0.0%
Total Potable Water Sold	1038.4 AF	100.0%

Year To Date 2017-18

	Actual	Budget	% of Budget
Potable Water Sold from Miramar Plant (93.7%)	7,622.7 AF	8,674.9 AF	87.9%
Total Well Production (6.3%)	509.1	510.1	99.8%
Total Potable Water Sold (Plant & Wells)	8,131.8 AF	9,185.0 AF	88.5%
Average monthly water sold	1,626.4 AF		

Hydroelectric Generation (kWh)

	Monthly kWh		YTD kWh		
	Actual	Budget	Actual	Budget	% of Budget
Miramar					
Hydro 1	0	200,112	0	667,040	0.0%
Hydro 2	244	23,300	53,531	130,480	41.0%
Hydro 3	89,895	16,700	157,704	93,520	168.6%
Williams	0	69,201	102,400	425,095	24.1%
Fulton	0	65,175	53,160	217,251	24.5%
	90,139	374,488	366,795	1,533,386	23.9%

Operations/Maintenance Review

Special Activities

- ▶ The District hosted a seminar for our member agencies on "Creating and Maintaining Disinfectant Residual in Water Distribution Systems". The 5-hour presentation concluded with a tour of the Miramar Treatment plant and each participant received 5 hours of CEU's for attending.
- ▶ District staff helped setup for the Solar Boat building events held on the first Saturday and Sunday of November.
- ▶ Various components of Fulton Hydro were painted by Operations staff.
- ▶ A suitability test was performed by an outside laboratory to assess the suitability of membrane processes on the new reverse osmosis unit in the laboratory. The unit passed all parameters.

Outages/Repairs

- ▶ None


Unbudgeted Activities

- ▶ None

Other

- ▶ District staff provided tours to 5th grade students from Sellers Elementary School in Glendora.
- ▶ District staff provided a tour to the Shanghai Water Ministry Group.
- ▶

Submitted by: _____


Steve Lang
Operations Manager

Distribution:

Board of Directors
General Manager
Manager of Engineering & Operations